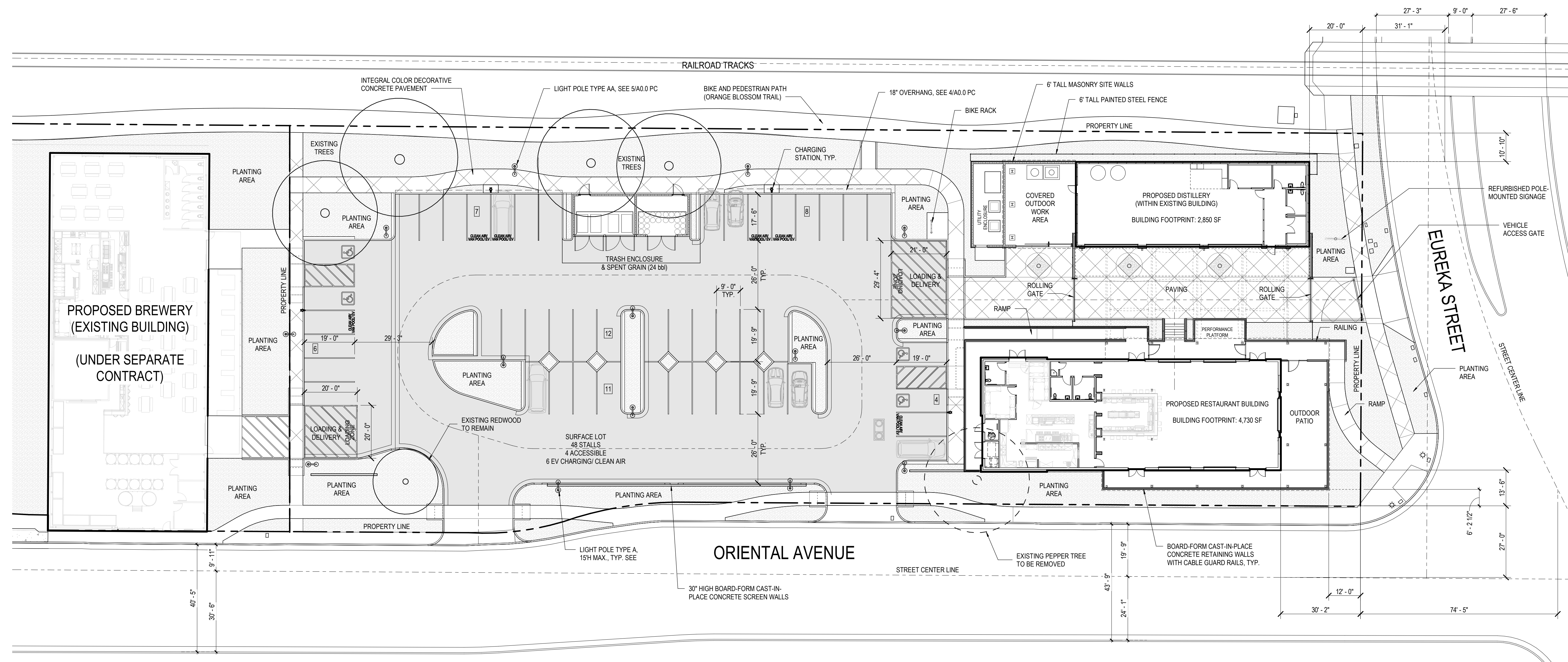


J. RILEY DISTILLERY

REDLANDS, CALIFORNIA



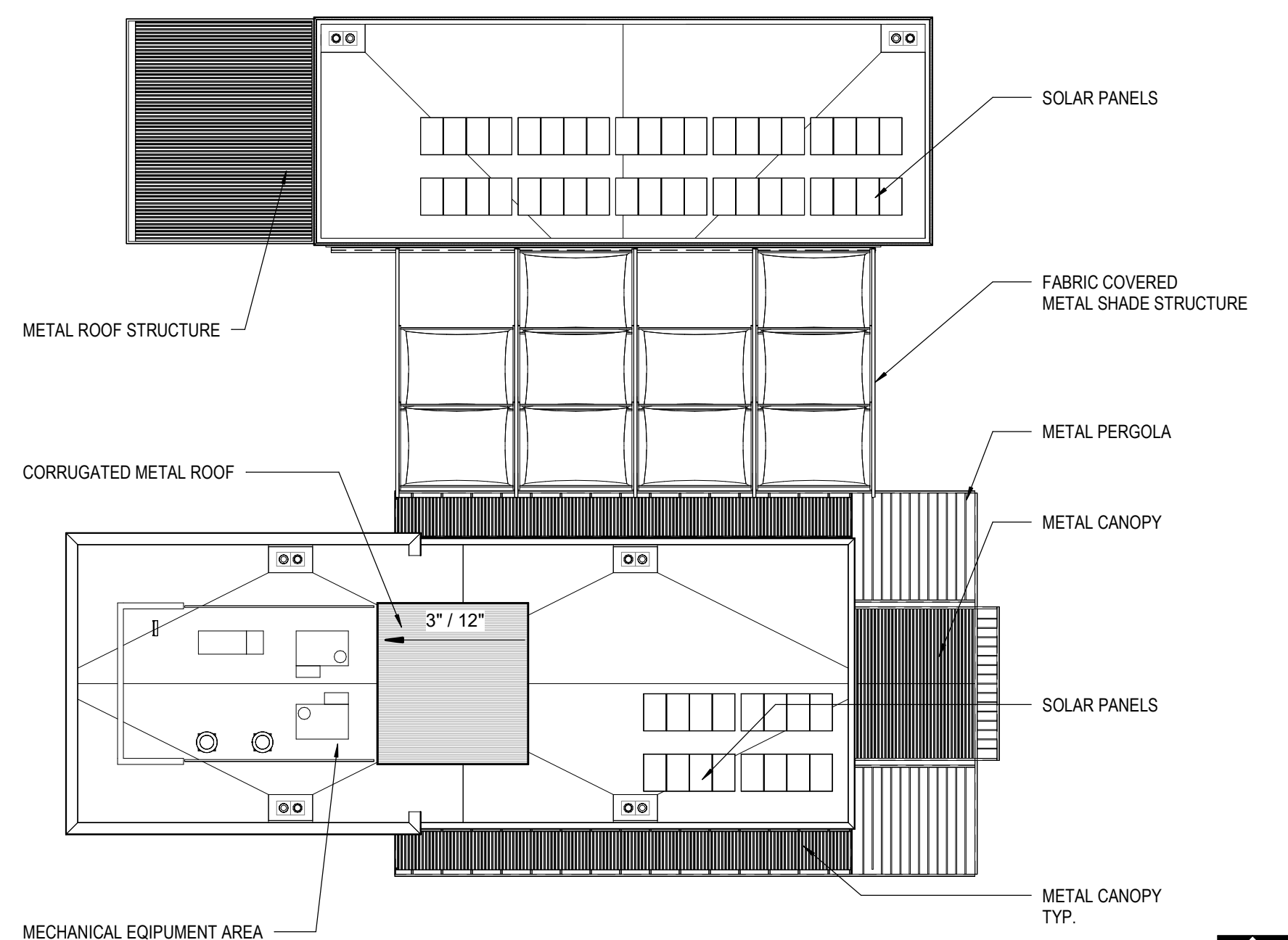
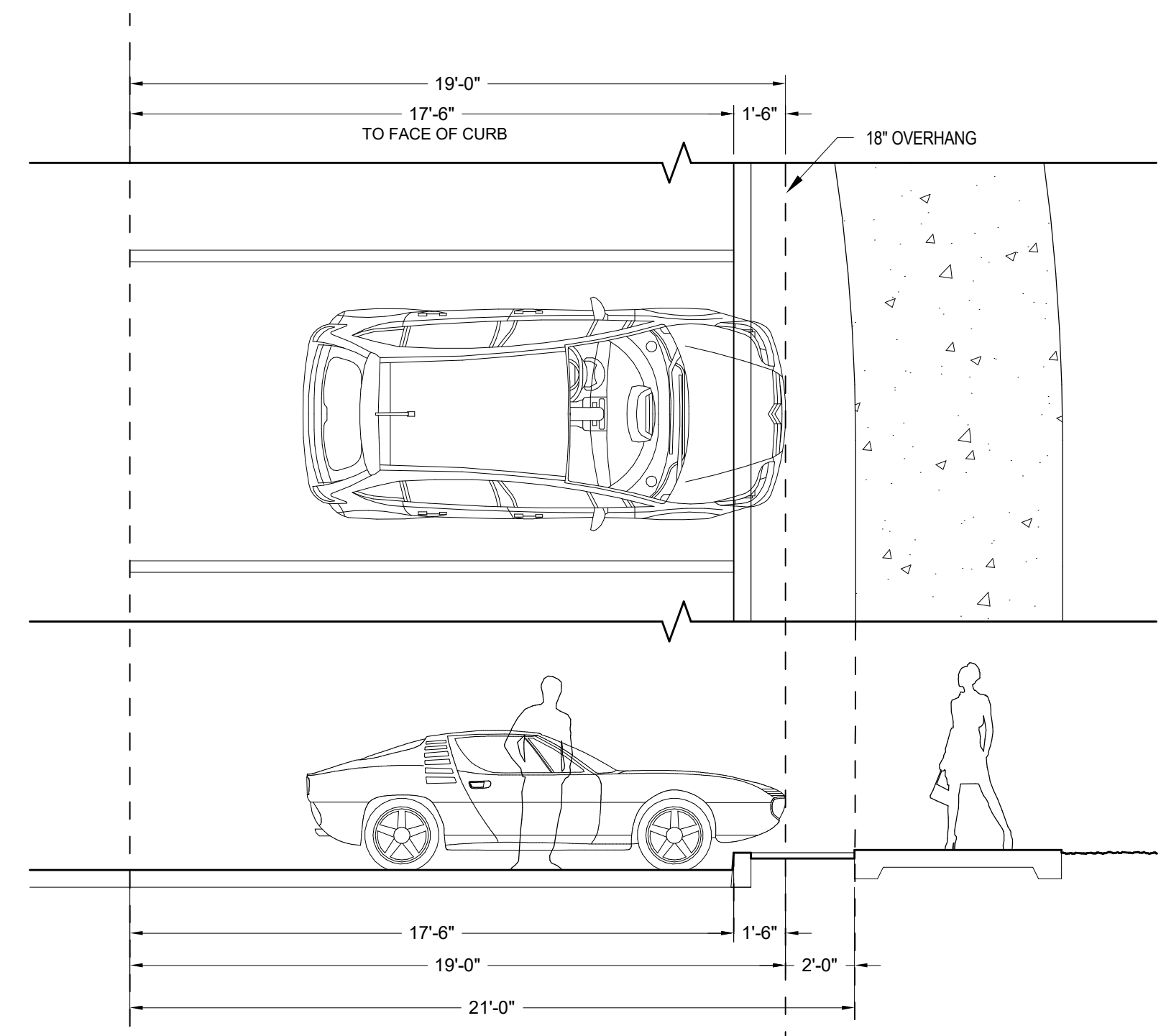
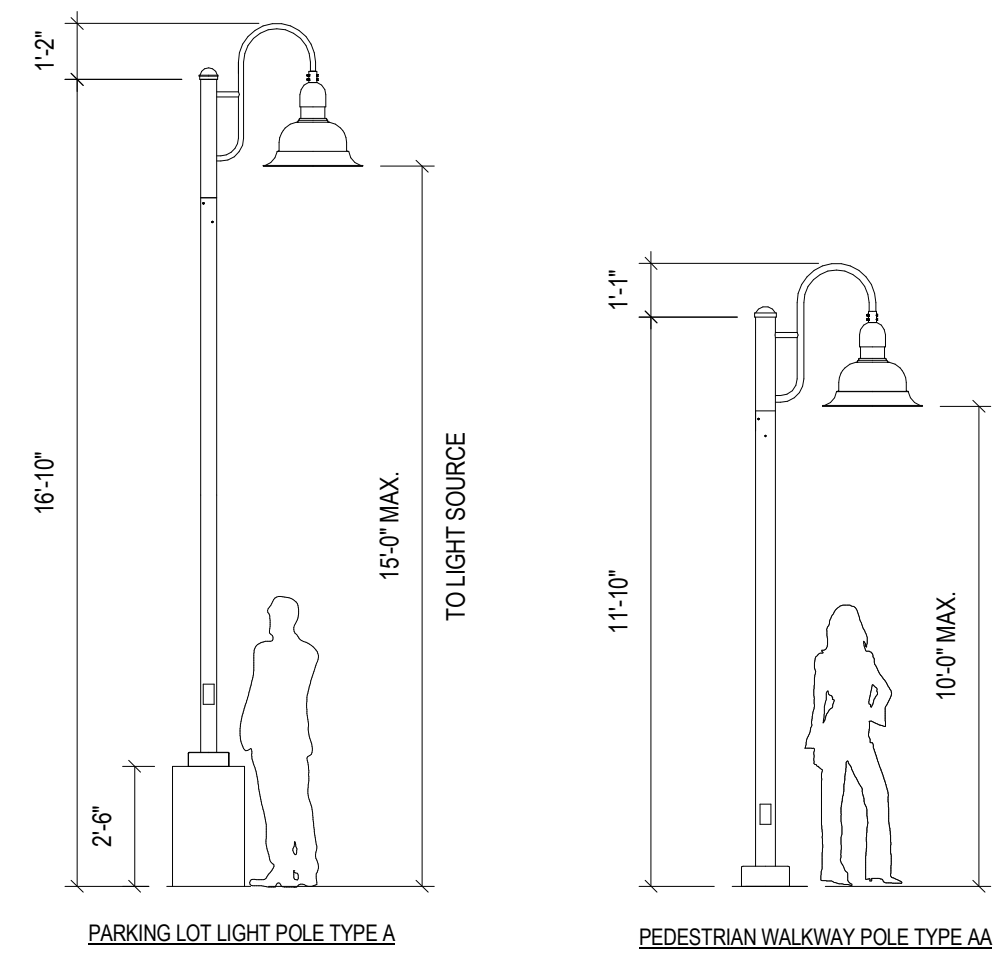
PROJECT DESCRIPTION

PROJECT :	COMMERCIAL
DESCRIPTION :	J. RILEY DISTILLERY AND RESTAURANT
LOCATION :	NORTH WEST CORNER OF EUREKA ST AND ORIENTAL AVE.
EXISTING GENERAL PLAN DESIGNATION :	COMMERCIAL
EXISTING ZONING DESIGNATION :	COMMERCIAL / SP45/TC
SURROUNDING ZONING & LAND USES :	NORTH & SOUTH: COMMERCIAL SP45/TC WEST & EAST: COMMERCIAL SP45/TC
GROSS LOT AREA :	62,709 SF (1.44 AC)
NET LOT AREA :	58,309 SF (1.34 AC)
PROPOSED BUILDING AREA :	PROPOSED BLDG: 4,730 SF EXISTING BLDG: 2,850 SF
LOT COVERAGE CALCULATION :	BLDG FOOTPRINT AREA: 7,580 SF TOTAL NET LOT AREA: 58,309 SF TOTAL LOT COVERAGE: 19.8%
PROPOSED NUMBER OF STORIES :	ONE STORY

SHEET INDEX PLANNING

NUMBER	DESIGNATION
A0.0 PC	TITLE SHEET/ SITE PLAN
A1.0 PC	BUILDING ELEVATIONS
A1.1 PC	BUILDING ELEVATIONS
A1.2 PC	BUILDING ELEVATIONS
A2.0 PC	EXTERIOR RENDERINGS
L	PLANNING PLAN

SITE PLAN
SCALE: 1" = 20'-0"



DESIGNATION	DESCRIPTION	FINISH
AMV-01	ADHERED MASONRY VENEER - THIN BRICK	WEATHERED BRICK (ANTIQUE RED)
AMV-02	ADHERED MASONRY VENEER - MANUFACTURED STONE	LIGHT GREY
CONC-01	CAST-IN-PLACE BOARD FORMED CONCRETE	NATURAL CONCRETE
CONC-02	INTEGRAL-COLOR CONCRETE PAVEMENT	BRICK RED
DOOR-03	ALUMINUM ROLL-UP GARAGE DOORS WITH GLASS PANELS	DARK BRONZE TO MATCH STOREFRONT FRAMING
FNC-01	FABRICATED STEEL ROLLING GATE-FENCE	WEATHERED STEEL FINISHED
LGTF-01	EXTERIOR LIGHT FIXTURES	BLACK- SEMI-GLOSS
MTL-01	WIRE-ROPE METAL RAILINGS	BLACK- SEMI-GLOSS
MTL-03	EXPOSED STEEL FRAMING	BLACK- SEMI-GLOSS
MTL-04	DECORATIVE METAL SCREEN	BLACK- SEMI-GLOSS
MWP-01	WEATHERING METAL WALL PANELS FLAT RAINSCREEN	RUSTIC
MWP-02	WEATHERING METAL WALL PANELS CORRUGATED METAL WALL PANELS	PAINTED GREY
ROOF-03	SHEET METAL FASCIA AND TRIM	PAINTED - BLACK
SOL-01	ROOFTOP MOUNTED SOLAR (P.V.) PANELS	
STF-01	ALUMINUM STOREFRONT SYSTEM	DARK BRONZE



EAST ELEVATION
SCALE: 1/8" = 1'-0"



WEST ELEVATION
SCALE: 1/8" = 1'-0"

DESIGNATION	DESCRIPTION	FINISH
AMV-01	ADHERED MASONRY VENEER - THIN BRICK	WEATHERED BRICK (ANTIQUE RED)
AMV-02	ADHERED MASONRY VENEER - MANUFACTURED STONE	LIGHT GREY
CONC-01	CAST-IN-PLACE BOARD FORMED CONCRETE	NATURAL CONCRETE
CONC-02	INTEGRAL-COLOR CONCRETE PAVEMENT	BRICK RED
DOOR-03	ALUMINUM ROLL-UP GARAGE DOORS WITH GLASS PANELS	DARK BRONZE TO MATCH STOREFRONT FRAMING
FNC-01	FABRICATED STEEL ROLLING GATE-FENCE	WEATHERED STEEL FINISHED
LGTF-01	EXTERIOR LIGHT FIXTURES	BLACK - SEMI-GLOSS
MTL-01	WIRE-ROPE METAL RAILINGS	BLACK - SEMI-GLOSS
MTL-03	EXPOSED STEEL FRAMING	BLACK - SEMI-GLOSS
MTL-04	DECORATIVE METAL SCREEN	BLACK - SEMI-GLOSS
MWP-01	WEATHERING METAL WALL PANELS FLAT RAINSCREEN	RUSTIC
MWP-02	WEATHERING METAL WALL PANELS CORRUGATED METAL WALL PANELS	PAINTED GREY
ROOF-03	SHEET METAL FASCIA AND TRIM	PAINTED - BLACK
SOL-01	ROOFTOP MOUNTED SOLAR (P.V.) PANELS	
STF-01	ALUMINUM STOREFRONT SYSTEM	DARK BRONZE



NORTH ELEVATION RESTAURANT
SCALE: 1/8" = 1'-0"



SOUTH ELEVATION RESTAURANT
SCALE: 1/8" = 1'-0"

DESIGNATION	DESCRIPTION	FINISH
AMV-01	ADHERED MASONRY VENEER - THIN BRICK	WEATHERED BRICK (ANTIQUÉ RED)
AMV-02	ADHERED MASONRY VENEER - MANUFACTURED STONE	LIGHT GREY
CONC-01	CAST-IN-PLACE BOARD FORMED CONCRETE	NATURAL CONCRETE
CONC-02	INTEGRAL-COLOR CONCRETE PAVEMENT	BRICK RED
DOOR-03	ALUMINUM ROLL-UP GARAGE DOORS WITH GLASS PANELS	DARK BRONZE TO MATCH STOREFRONT FRAMING
FNC-01	FABRICATED STEEL ROLLING GATE-FENCE	WEATHERED STEEL FINISHED
LGTF-01	EXTERIOR LIGHT FIXTURES	BLACK - SEMI-GLOSS
MTL-01	WIRE-ROPE METAL RAILINGS	BLACK - SEMI-GLOSS
MTL-03	EXPOSED STEEL FRAMING	BLACK - SEMI-GLOSS
MTL-04	DECORATIVE METAL SCREEN	BLACK - SEMI-GLOSS
MWP-01	WEATHERING METAL WALL PANELS FLAT RAINSCREEN	RUSTIC
MWP-02	CORRUGATED METAL WALL PANELS	PAINTED GREY
ROOF-03	SHEET METAL FASCIA AND TRIM	PAINTED - BLACK
SOL-01	ROOFTOP-MOUNTED SOLAR (P.V.) PANELS	
STF-01	ALUMINUM STOREFRONT SYSTEM	DARK BRONZE



NORTH ELEVATION DISTILLERY
SCALE: 1/8" = 1'-0"



SOUTH ELEVATION DISTILLERY
SCALE: 1/8" = 1'-0"



EAST VIEW



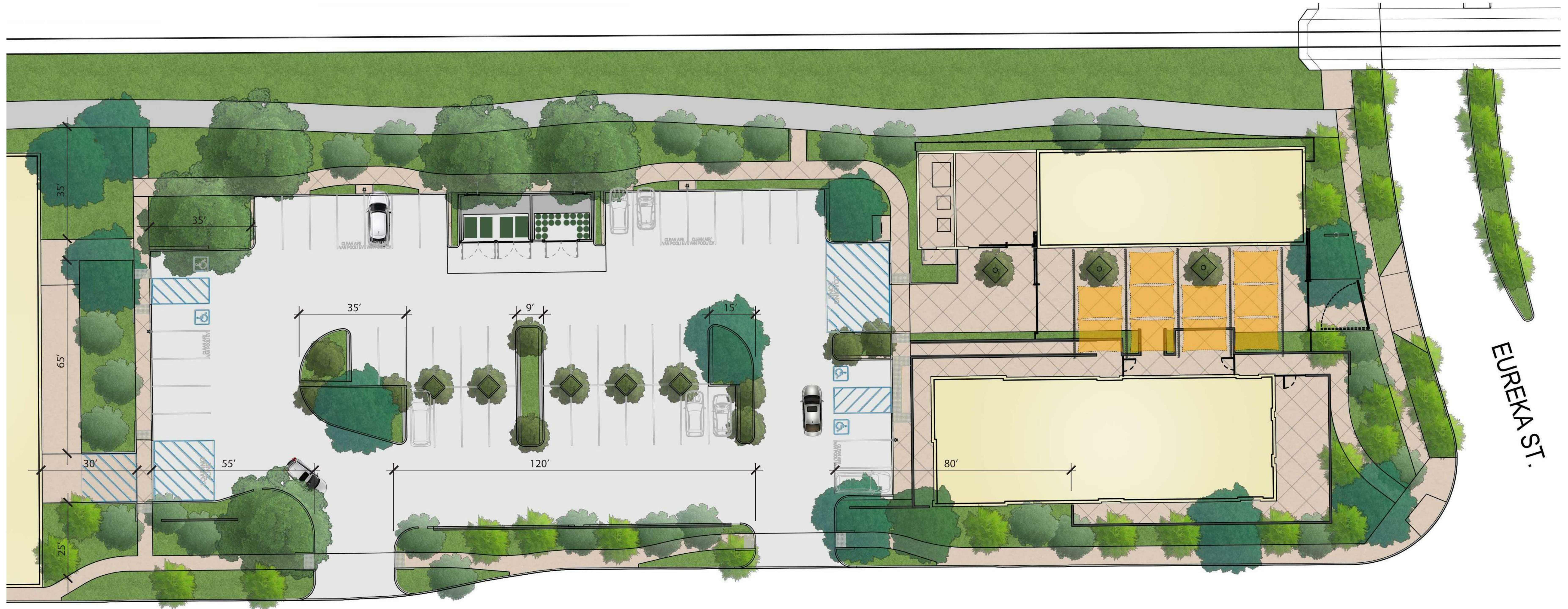
NORTHWEST VIEW - PATIO



SOUTHEAST VIEW



SOUTHEAST AERIAL VIEW



ORIENTAL AVE.

TRIANGULAR SHRUB/ G.C. SPACING (NTS)

PLAN LEGEND

TREES				
SYMBOL	BOTANIC NAME COMMON NAME	SIZE	QTY	IRRIGATION METHOD
	<i>Chitalpa tashkentensis</i> Pink Dawn Chitalpa	24" Box	18	Bubbler
	50% <i>Eucalyptus polyanthemus</i> Silver Dollar Gum	24" Box	26	Bubbler
	50% <i>Platanus acerifolia</i> 'Bloodgood' Bloodgood London Plane Tree			
	50% <i>Washingtonia filibusta</i> Washingtonia Hybrid	20" BTH	19	Bubbler
	50% <i>Washingtonia robusta</i> Mexican Fan Palm			
	<i>Quercus virginiana</i> Southern Live Oak	60" Box	10	Bubbler
	<i>Schinus molle</i> Southern Live Oak	60" Box	1	Bubbler
	Existing Tree - Protect in Place		5	

SHRUBS				
SYMBOL	BOTANIC NAME COMMON NAME	SIZE	SPACING	IRRIGATION METHOD
	50% <i>Aeonium arboreum</i> 'Zwartkop' Black Rose Aeonium	5 Gal.	24" O.C.	Drip
	50% <i>Hemerocallis hyperion</i> Daylily			
	50% <i>Anigozanthos</i> 'Big Red' Red Kangaroo Paw	5 Gal.	30" O.C.	Drip
	50% <i>Anigozanthos</i> 'Bush Gold' Yellow Kangaroo Paw			
	<i>Diets bicolor</i> Fortnight Lily	5 Gal.	36" O.C.	Drip
	<i>Elaeagnus pungens</i> Thorny Olive	5 Gal.	48" O.C.	Drip
	<i>Ligustrum japonicum</i> 'Texanum' Waxleaf Privet	5 Gal.	30" O.C.	Drip
	<i>Raphiolepis indica</i> 'Clara' Indian Hawthorn	5 Gal.	30" O.C.	Drip
	<i>Trachelospermum jasminoides</i> Star Jasmine	5 Gal.	30" O.C.	Drip
	<i>Vinca major</i> Greater Periwinkle	1 Gal.	30" O.C.	Drip

CALCULATIONS

Total Landscape Area: 24%
 Parking Lot Landscape Area: 8.2%

LEGEND

- Ligustrum japonicum* 'Texanum'
Waxleaf Privet
- Raphiolepis indica* 'Clara'
Indian Hawthorn
- Diets bicolor*
Fortnight Lily

