

TEXAS

STREET 35

---

REDLANDS, CA

- |      |   |      |   |
|------|---|------|---|
| A-1  | Plan 1 (2727) - Front Elevations                        | A-25 | Plan 3 (3180) - Front Elevations                        |
| A-2  | Plan 1A (2727) - Floor Plans                            | A-26 | Plan 3A (3180) - Floor Plans                            |
| A-3  | Plan 1A (2727) - Spanish "A" Elevations                 | A-27 | Plan 3A (3180) - Spanish "A" Elevations                 |
| A-4  | Plan 1A (2727) - Spanish "A" Enhanced Elevations        | A-28 | Plan 3A (3180) - Spanish "A" Enhanced Elevations        |
| A-5  | Plan 1B (2727) - Cottage "B" Elevations                 | A-29 | Plan 3B (3180) - Cottage "B" Elevations                 |
| A-6  | Plan 1B (2727) - Cottage "B" Enhanced Elevations        | A-30 | Plan 3B (3180) - Cottage "B" Enhanced Elevations        |
| A-7  | Plan 1C (2727) - Modern Seaside "C" Elevations          | A-31 | Plan 3C (3180) - Modern Seaside "C" Elevations          |
| A-8  | Plan 1C (2727) - Modern Seaside "C" Enhanced Elevations | A-32 | Plan 3C (3180) - Modern Seaside "C" Enhanced Elevations |
| A-9  | Plan 1 (2727) - Roof Plans                              | A-33 | Plan 3 (3180) - Roof Plans                              |
| A-10 | Plan 1X (2727) - Front Elevations                       | A-34 | Written Color Schemes                                   |
| A-11 | Plan 1AX (2727) - Floor Plans                           | A-35 | Color Boards - Spanish "A"                              |
| A-12 | Plan 1AX (2727) - Spanish "A" Elevations                | A-36 | Color Boards - Cottage "B"                              |
| A-13 | Plan 1BX (2727) - Cottage "B" Elevations                | A-37 | Color Boards - Modern Seaside "C"                       |
| A-14 | Plan 1CX (2727) - Modern Seaside "C" Elevations         | C-1  | Conceptual House Plotting Exhibit                       |
| A-15 | Plan 1X (2727) - Roof Plans                             | C-2  | Tentative Tract Map, Tract Map                          |
| A-16 | Plan 2 (3046) - Front Elevations                        | C-3  | Tentative Tract Map, Typical Sections and Details       |
| A-17 | Plan 2A (3046) - Floor Plans                            | L-1  | Conceptual Landscape Plan                               |
| A-18 | Plan 2A (3046) - Spanish "A" Elevations                 | L-2  | Landscape Feature Diagram                               |
| A-19 | Plan 2A (3046) - Spanish "A" Enhanced Elevations        | L-3  | Open Space Diagram                                      |
| A-20 | Plan 2B (3046) - Cottage "B" Elevations                 | L-4  | Landscape Calculations and Imagery                      |
| A-21 | Plan 2B (3046) - Cottage "B" Enhanced Elevations        | L-5  | Planting Palette  |
| A-22 | Plan 2C (3046) - Modern Seaside "C" Elevations          | L-6  | Landscape Typical - Plan A                              |
| A-23 | Plan 2C (3046) - Modern Seaside "C" Enhanced Elevations | L-7  | Landscape Typical - Plan B                              |
| A-24 | Plan 2 (3046) - Roof Plans                              | L-8  | Landscape Typical - Plan C                              |



Developer: TTLc Redlands Texas St, LLC  
2942 Century Place Suite 121  
Costa Mesa, Ca 92626  
Contact: Gordon Jones  
Email: gjones@thetruelifecompanies.com  
Contact: Michael Torres  
Email: mtorres@thetruelifecompanies.com



Civil Engineer: Huitt-Zollars  
2603 Main Street Suite 400  
Irvine, Ca 92614  
Contact: Jeff Okamoto  
Email: Okamoto@Huitt-Zollars.com  
Business: (949) 998-5815



Landscape Engineer: RRM Design Group  
Camino Capistrano Suite 205  
San Juan Capistrano, Ca 92678  
Contact: Scott Neiman  
Business: (949) 361-7950



Architect: Kevin L. Crook Architect Inc.  
1360 Reynolds Ave. Suite 110  
Irvine, Ca 92614  
Contact: Mike Barker  
Email: mbarker@klcarch.com  
Business: (949) 660-1591  
www.klcarch.com



© 2022 Kevin L. Crook Architect, Inc.

Refer to landscape drawings for wall, tree, and shrub locations

"A" SPANISH

EXTERIOR LIGHTS




"A" SPANISH  
MARTINSVILLE



"B" COTTAGE  
YORKTOWN



"C" MODERN SEASIDE  
SAUGANASH



© 2022 Kevin L. Crook Architect, Inc.

Refer to landscape drawings for wall, tree, and shrub locations

"B" COTTAGE




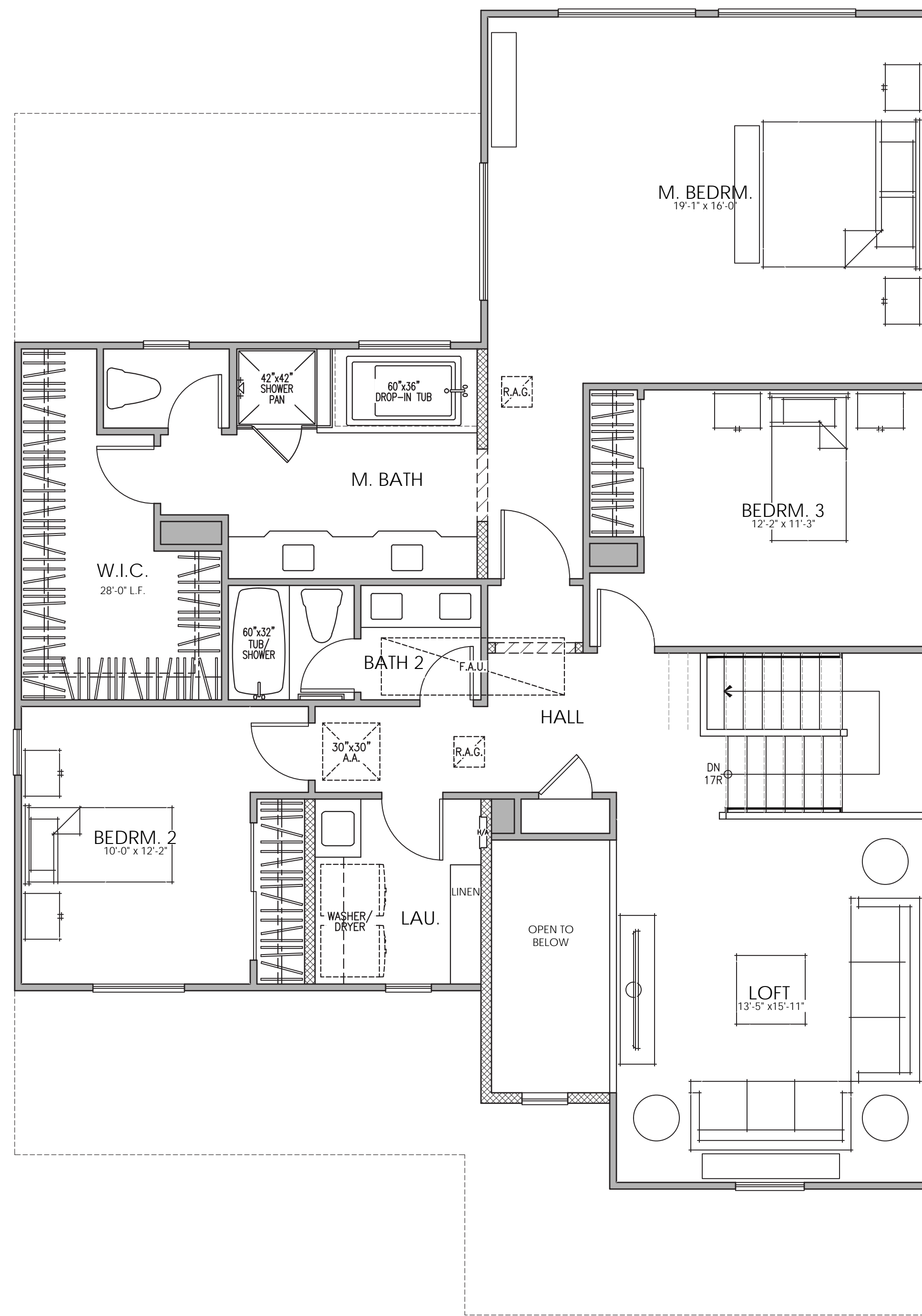
© 2022 Kevin L. Crook Architect, Inc.

Refer to landscape drawings for wall, tree, and shrub locations

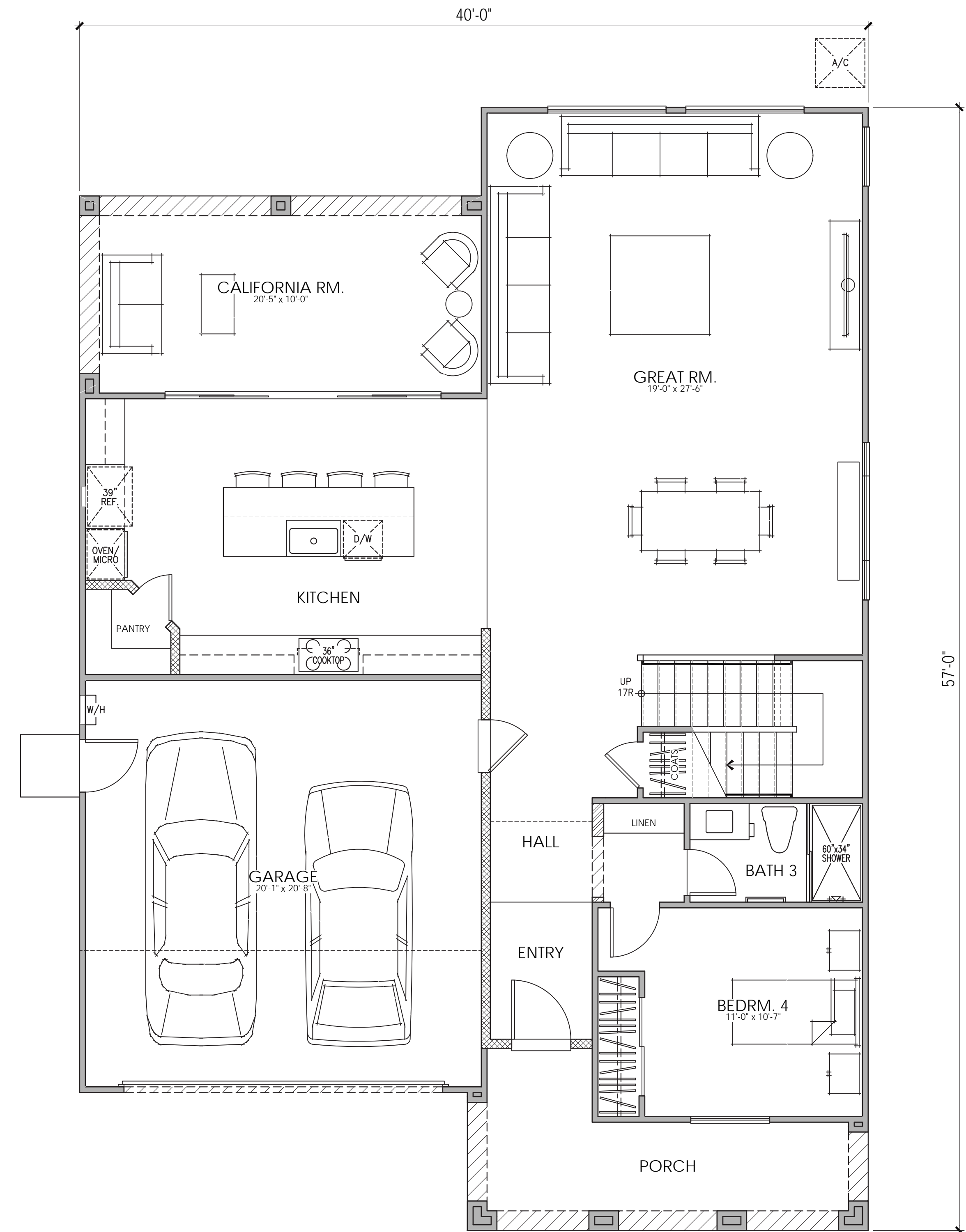
"C" MODERN SEASIDE

PLAN 1 (2727)  
FRONT ELEVATIONS





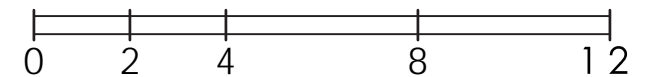
SECOND FLOOR PLAN



FIRST FLOOR PLAN

PLAN 1 (2727)  
4 BEDROOM, 3 BATH, LOFT, 2-CAR GARAGE

AREA TABULATION	
CONDITIONED SPACE	
FIRST FLOOR AREA	1,287 SQ. FT.
SECOND FLOOR AREA	1,440 SQ. FT.
TOTAL DWELLING	2,727 SQ. FT.
UNCONDITIONED SPACE	
GARAGE	427 SQ. FT.
PORCH	133 SQ. FT.
CALIFORNIA ROOM	204 SQ. FT.
OPT. DECK	204 SQ. FT.






© 2022 Kevin L. Crook Architect, Inc.

Refer to landscape drawings for wall, tree, and shrub locations

FRONT



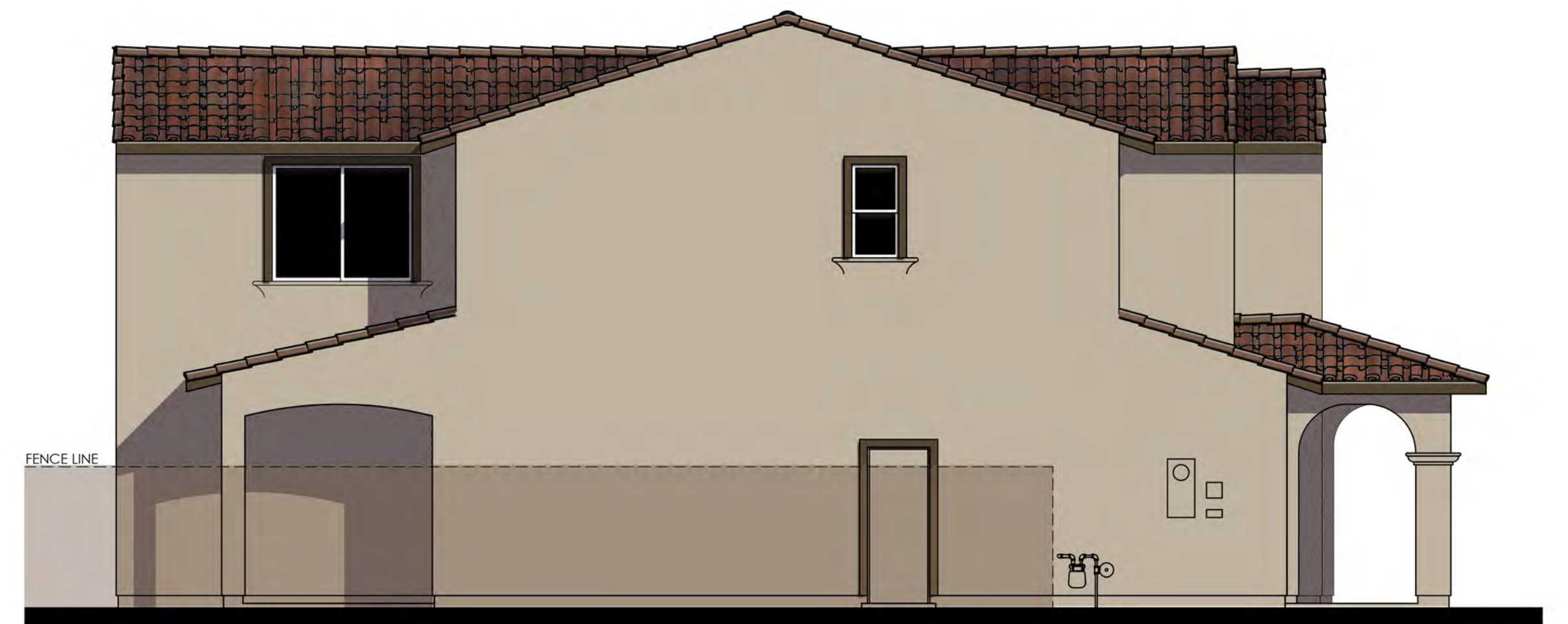
RIGHT

**MATERIALS LEGEND**

- (WHERE OCCURS)
- FRONT DOOR: FIBERGLASS
  - GARAGE DOOR: METAL SECTIONAL
  - ROOF: CONCRETE LOW PROFILE "S" TILE
  - FASCIA: GUTTER, PAINT TO MATCH
  - BARGE: 2x6 WOOD
  - GABLE END: SIMULATED CLAY TILE
  - WALL: STUCCO
  - WINDOWS: VINYL W/ GRIDS
  - SHUTTERS: SIMULATED WOOD
  - POT SHELF: WROUGHT IRON
  - TRIM: STUCCO OVER RIGID FOAM, CERAMIC TILE
  - DOWNSPOUTS: DRAIN TO SPLASH BLOCKS, LOCATIONS TO BE DETERMINED




REAR



LEFT

COLOR SCHEME 1  
**PLAN 1A (2727 "A")**  
 SPANISH ELEVATION







RIGHT



REAR

COLOR SCHEME 1  
 PLAN 1A (2727 "A")  
 SPANISH ENHANCED ELEVATION

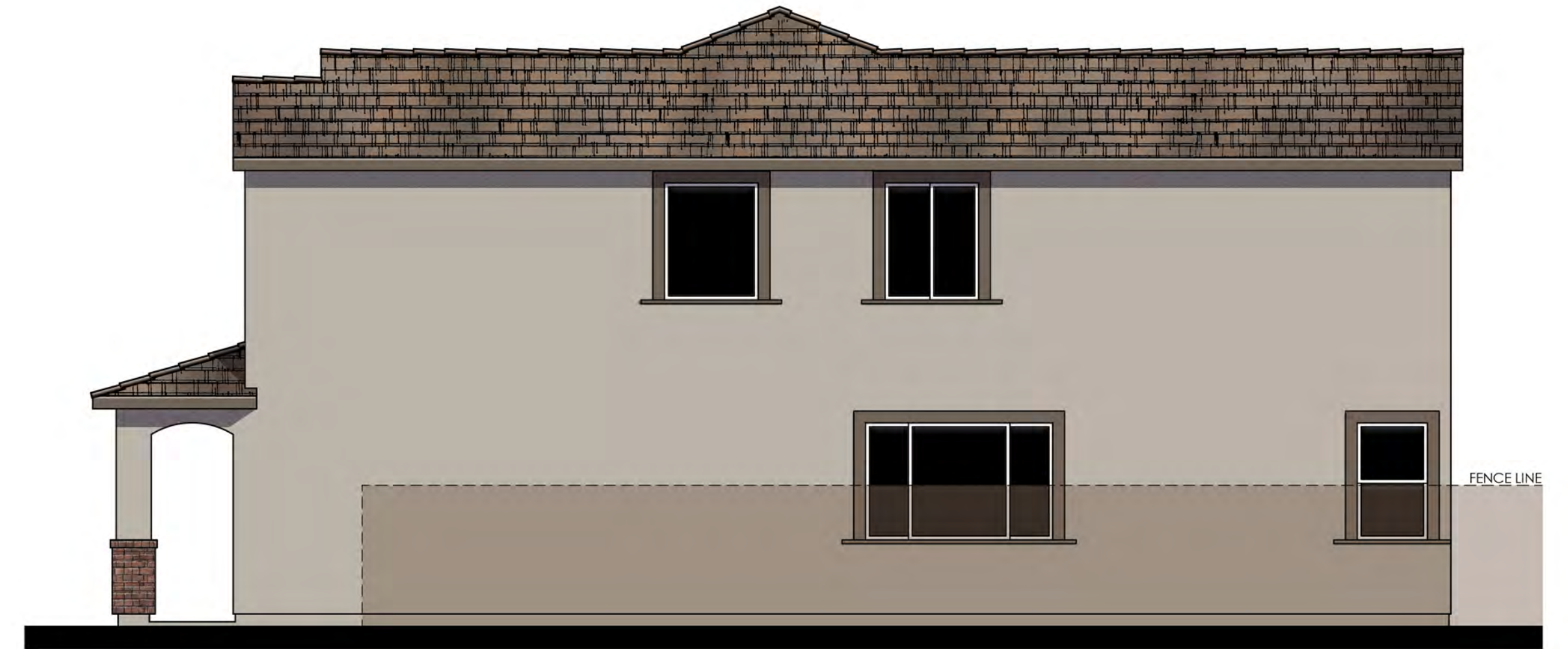




© 2022 Kevin L. Crook Architect, Inc.

Refer to landscape drawings for wall, tree, and shrub locations

FRONT



RIGHT

**MATERIALS LEGEND**

- (WHERE OCCURS)
- |              |   |
|--------------|---|
| FRONT DOOR:  | FIBERGLASS  |
| GARAGE DOOR: | METAL SECTIONAL                                       |
| ROOF:        | CONCRETE FLAT TILE                                    |
| FASCIA:      | GUTTER, PAINT TO MATCH                                |
| BARGE:       | 2x6 WOOD  |
| GABLE END:   | LAP SIDING / VENT DETAILS                             |
| WALL:        | STUCCO  |
| WINDOWS:     | VINYL W/ GRIDS  |
| SHUTTERS:    | SIMULATED WOOD  |
| POT SHELF:   | SIMULATED WOOD  |
| TRIM:        | STUCCO OVER RIGID FOAM                                |
| DOWNSPOUTS:  | DRAIN TO SPLASH BLOCKS,<br>LOCATIONS TO BE DETERMINED |
| WAINSCOT:    | BRICK VENEER  |



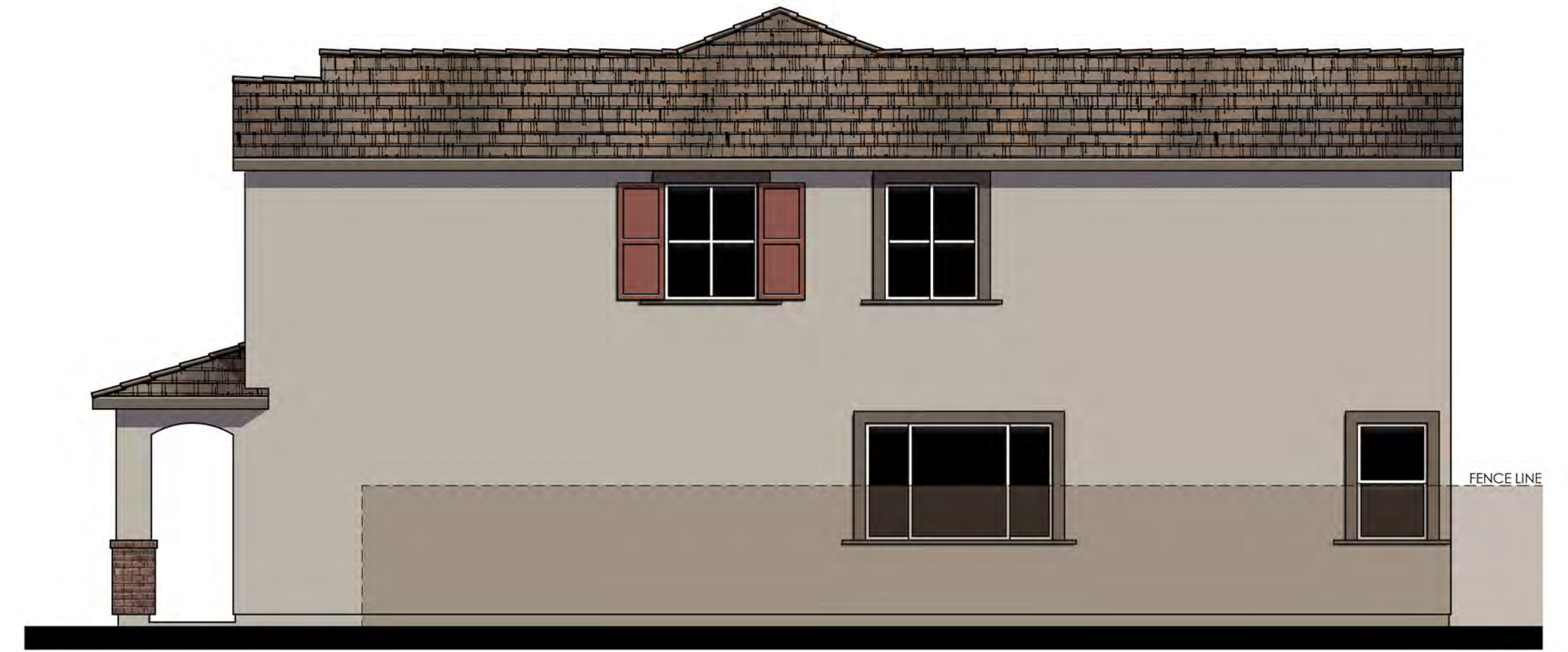
REAR



LEFT

COLOR SCHEME 4  
**PLAN 1B (2727 "B")**  
 COTTAGE ELEVATION





RIGHT




REAR

COLOR SCHEME 4  
**PLAN 1B (2727 "B")**  
 COTTAGE ENHANCED ELEVATION



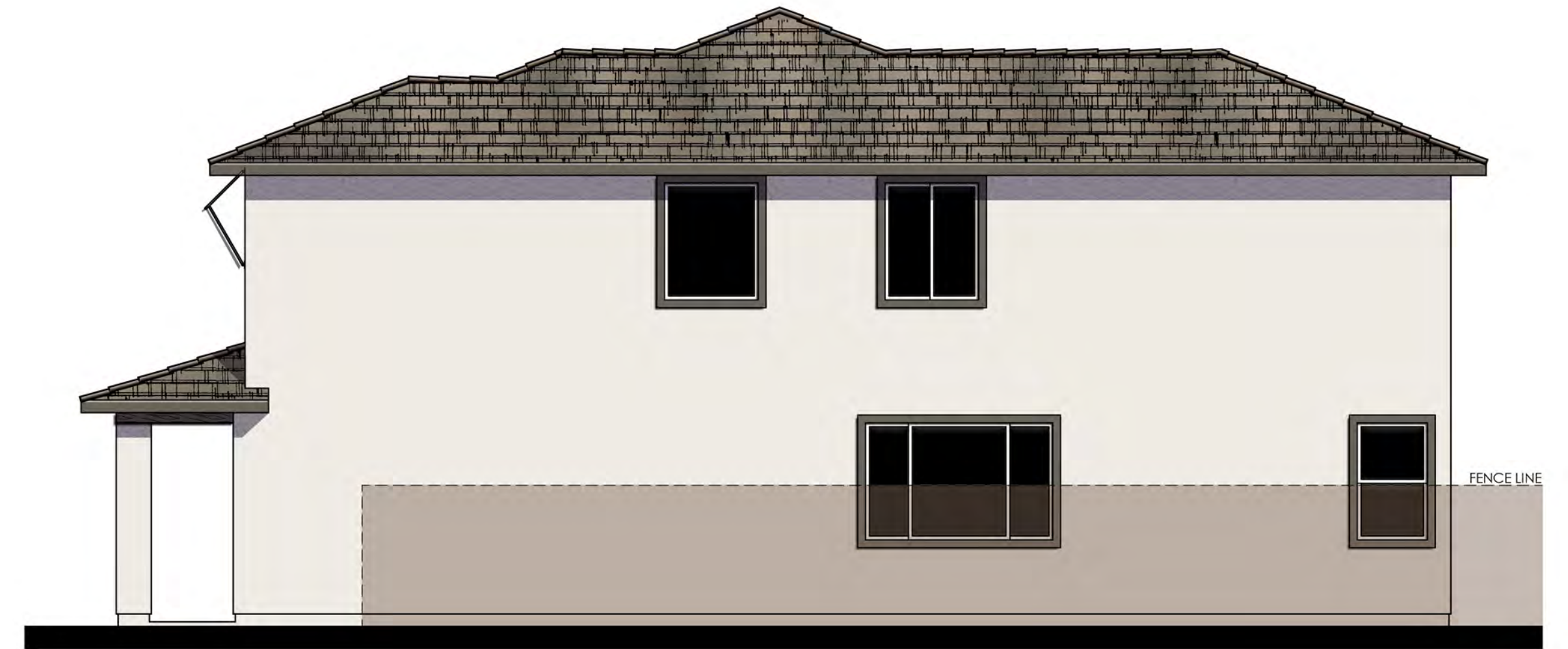




© 2022 Kevin L. Crook Architect, Inc.

Refer to landscape drawings for wall, tree, and shrub locations

FRONT



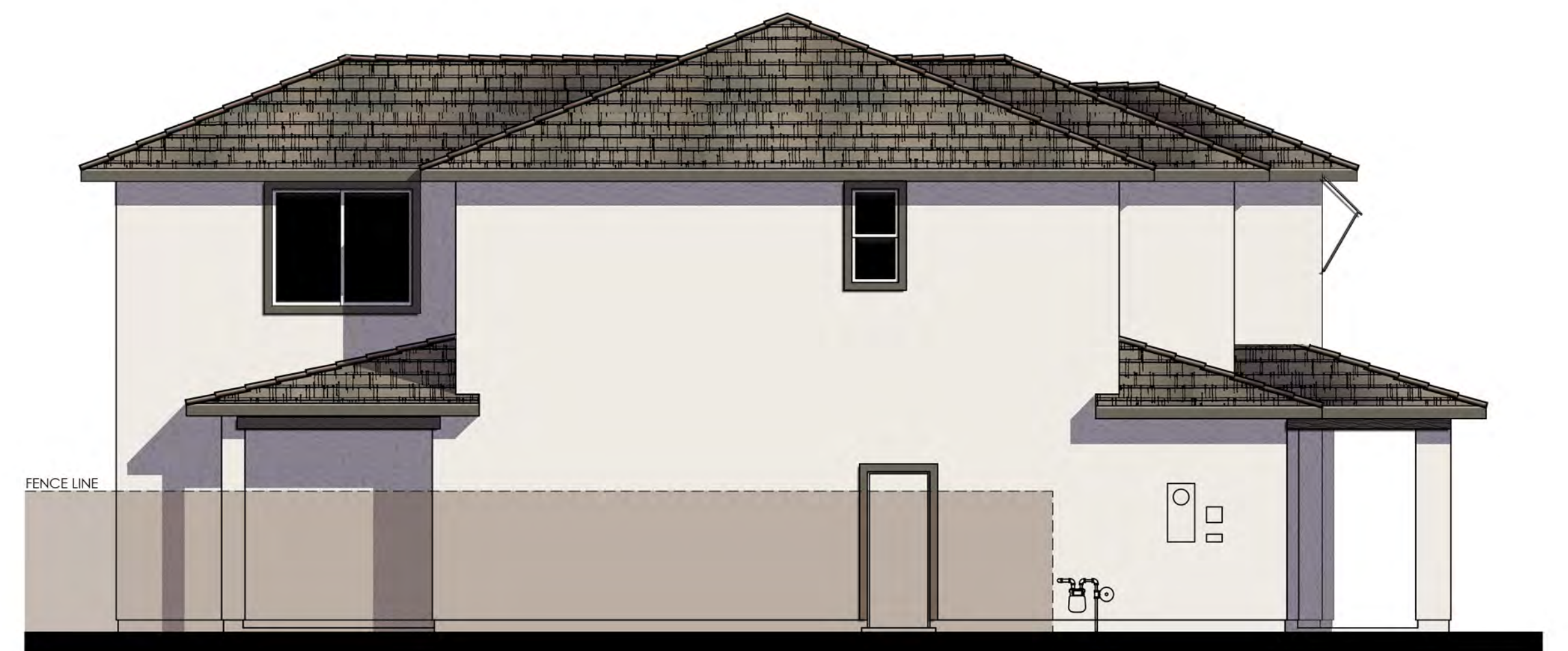
RIGHT

**MATERIALS LEGEND**

- (WHERE OCCURS)
- |              |   |
|--------------|---|
| FRONT DOOR:  | FIBERGLASS  |
| GARAGE DOOR: | METAL SECTIONAL                                       |
| ROOF:        | CONCRETE FLAT TILE                                    |
| FASCIA:      | GUTTER, PAINT TO MATCH                                |
| WALL:        | STUCCO  |
| WINDOWS:     | VINYL W/ GRIDS  |
| SHUTTERS:    | METAL PLANTATION                                      |
| POT SHELF:   | SIMULATED WOOD  |
| WINDOW BOX:  | SIMULATED WOOD  |
| TRIM:        | STUCCO OVER RIGID FOAM                                |
| DOWNSPOUTS:  | DRAIN TO SPLASH BLOCKS,<br>LOCATIONS TO BE DETERMINED |



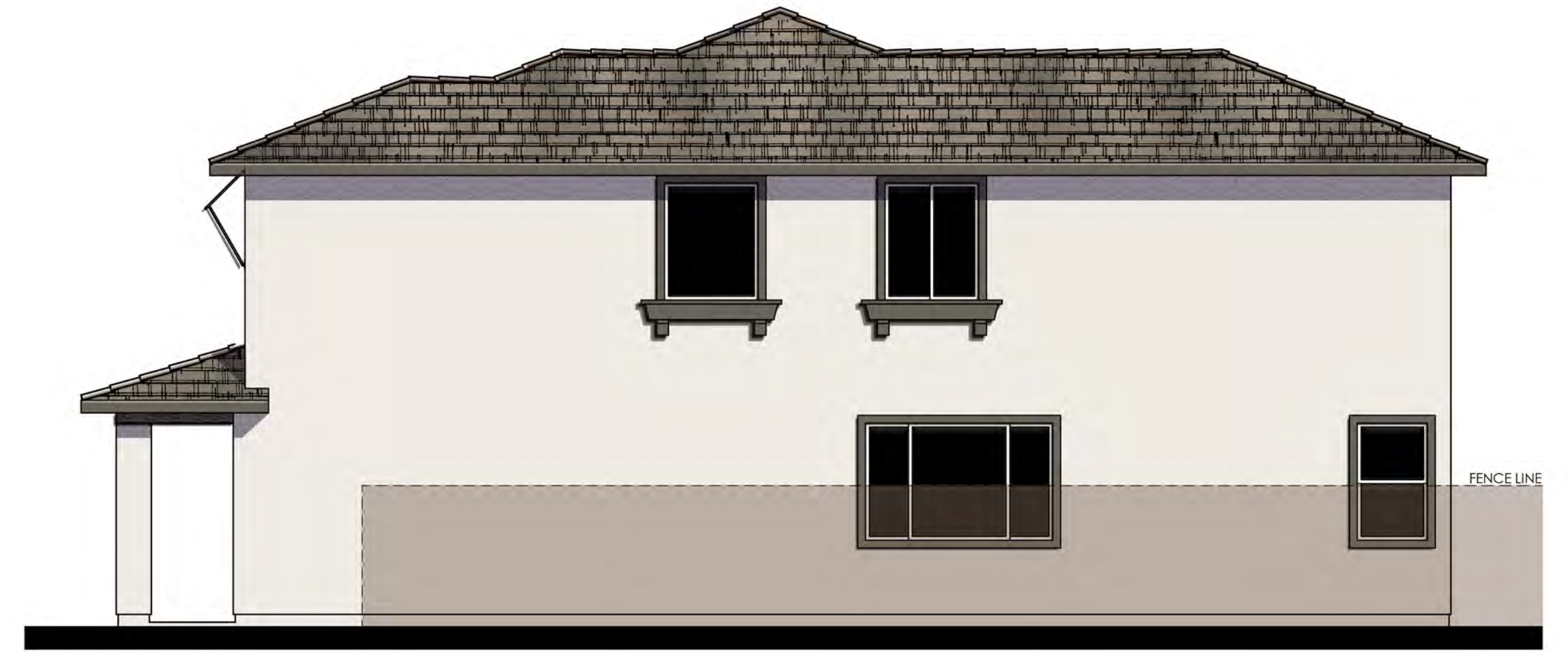
REAR



LEFT

COLOR SCHEME 7  
**PLAN 1C (2727 "C")**  
 MODERN SEASIDE ELEVATION





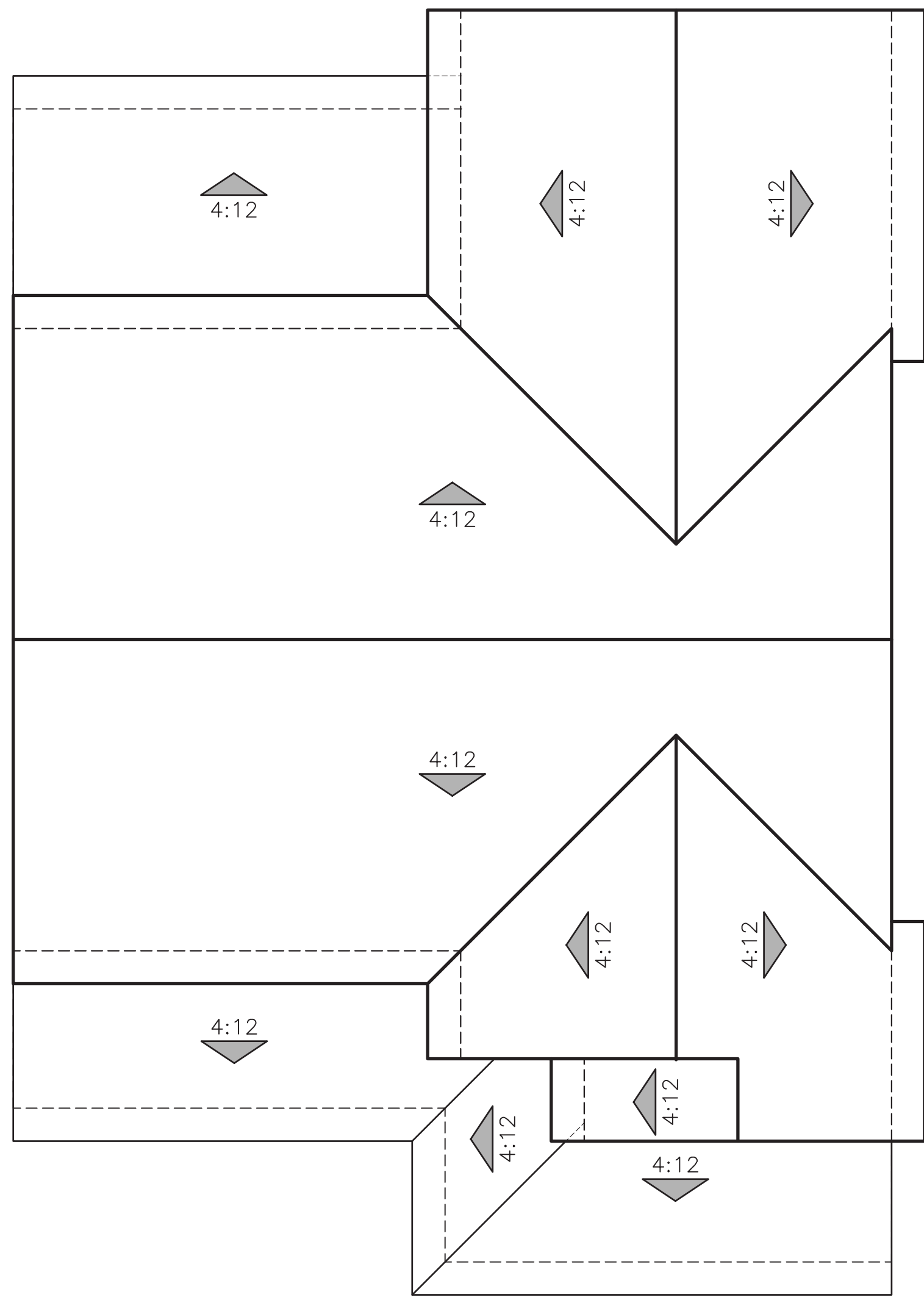
RIGHT



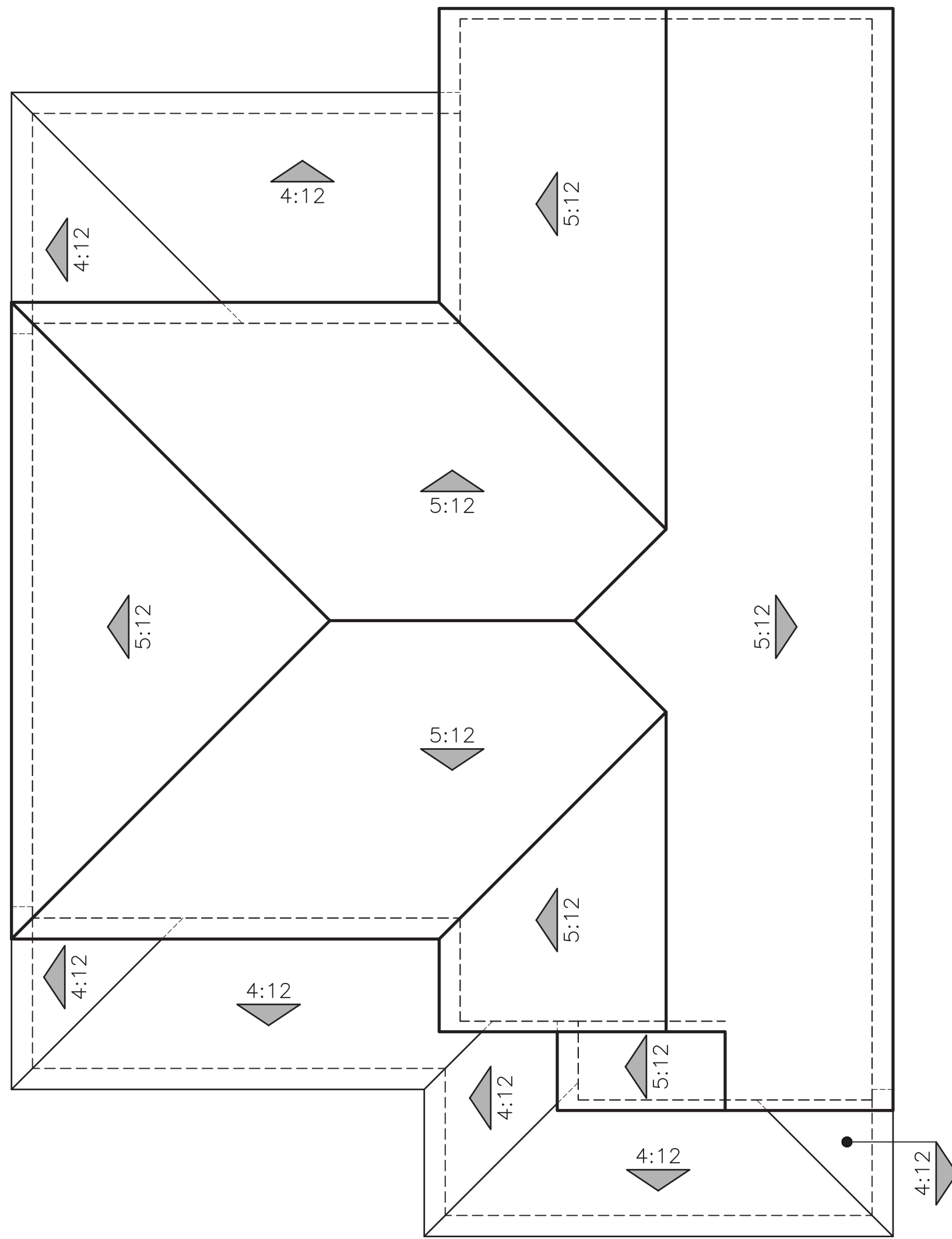
REAR

COLOR SCHEME 7  
**PLAN 1C (2727 "C")**  
 MODERN SEASIDE ENHANCED ELEVATION

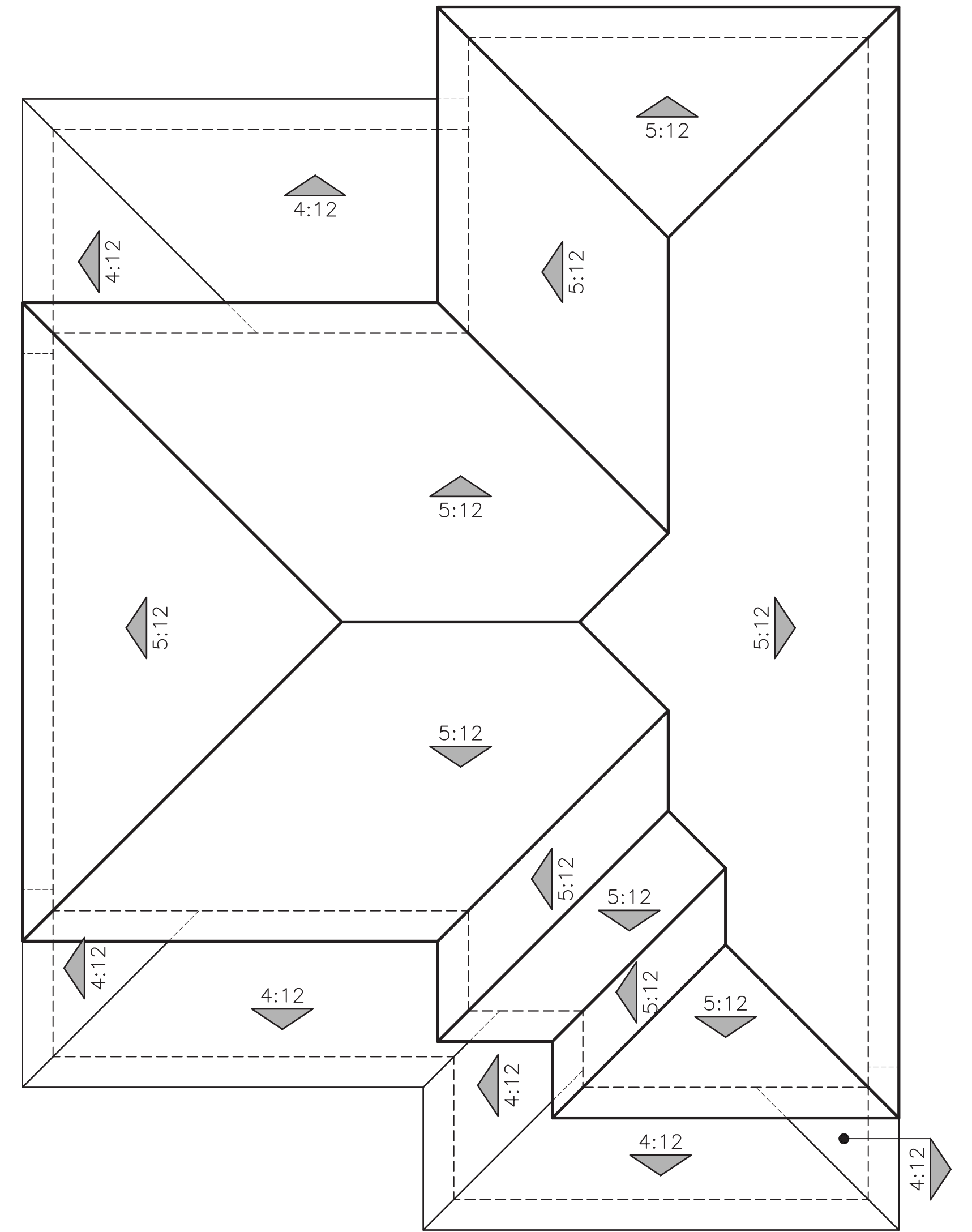




"A" SPANISH




"B" COTTAGE



"C" MODERN SEASIDE

ROOF PLANS  
PLAN 1 (2727)





© 2022 Kevin L. Crook Architect, Inc.

Refer to landscape drawings for wall, tree, and shrub locations

"AX" SPANISH

EXTERIOR LIGHTS



"A" SPANISH MARTINSVILLE



"B" COTTAGE YORKTOWN



"C" MODERN SEASIDE SAUGANASH



© 2022 Kevin L. Crook Architect, Inc.

Refer to landscape drawings for wall, tree, and shrub locations

"BX" COTTAGE




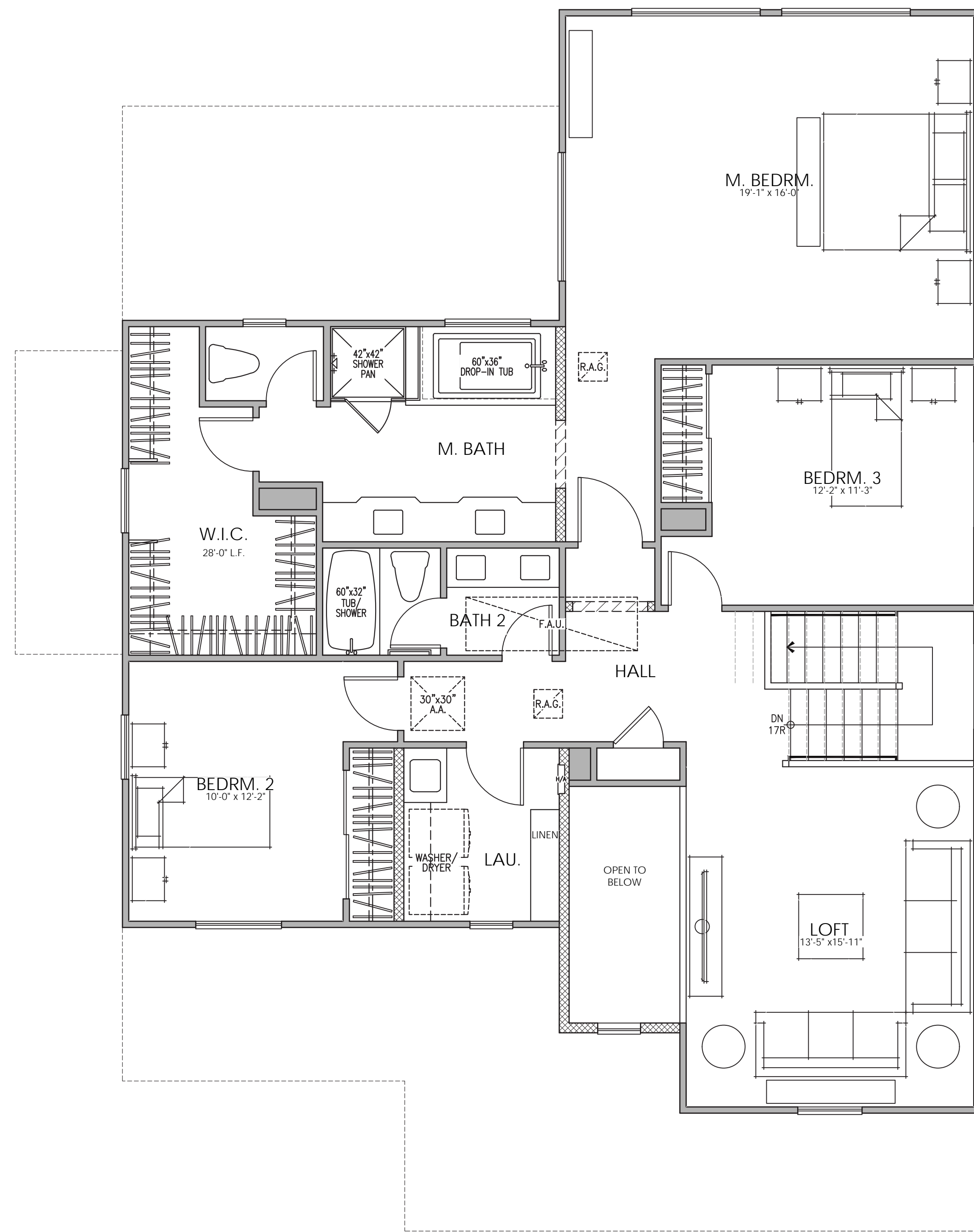
© 2022 Kevin L. Crook Architect, Inc.

Refer to landscape drawings for wall, tree, and shrub locations

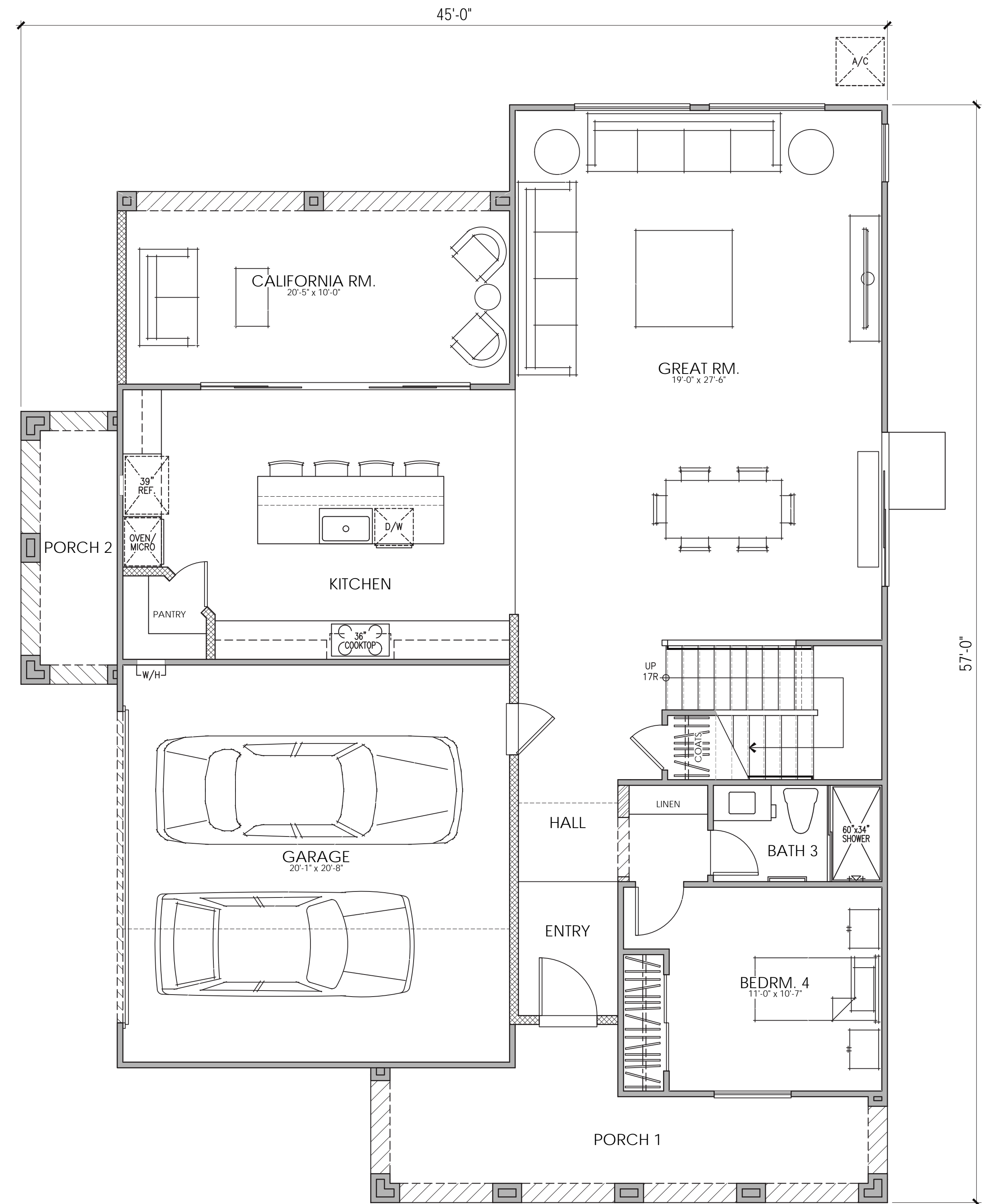
"CX" MODERN SEASIDE

PLAN 1X (2727)  
FRONT ELEVATIONS






SECOND FLOOR PLAN



FIRST FLOOR PLAN

**AREA TABULATION**

CONDITIONED SPACE	
FIRST FLOOR AREA	1,287 SQ. FT.
SECOND FLOOR AREA	1,440 SQ. FT.
TOTAL DWELLING	2,727 SQ. FT.
UNCONDITIONED SPACE	
GARAGE	427 SQ. FT.
PORCH 1	179 SQ. FT.
PORCH 2	71 SQ. FT.
CALIFORNIA ROOM	204 SQ. FT.



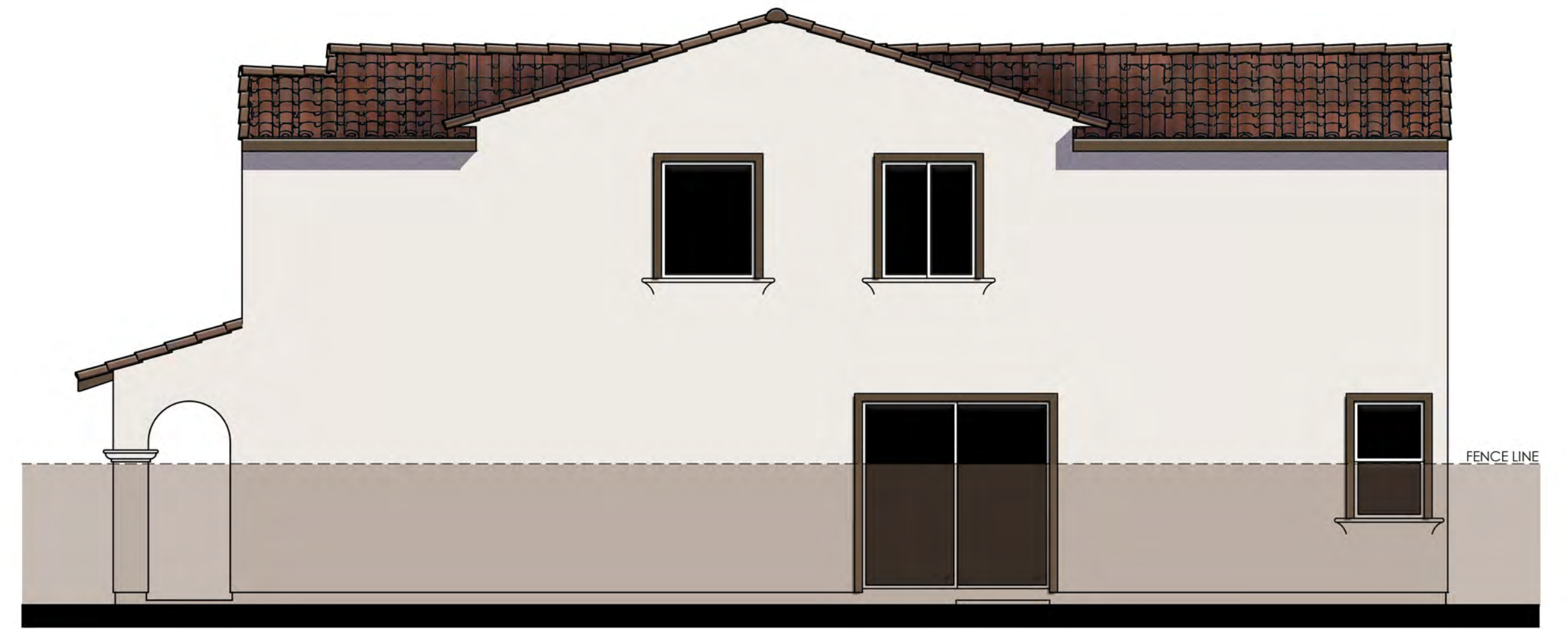
PLAN 1X (2727)  
4 BEDROOM, 3 BATH, LOFT, 2-CAR SIDE-ENTRY GARAGE



© 2022 Kevin L. Crook Architect, Inc.

Refer to landscape drawings for wall, tree, and shrub locations

RIGHT



REAR

**MATERIALS LEGEND**

- (WHERE OCCURS)
- FRONT DOOR: FIBERGLASS
  - GARAGE DOOR: METAL SECTIONAL
  - ROOF: CONCRETE LOW PROFILE "S" TILE
  - FASCIA: GUTTER, PAINT TO MATCH
  - BARGE: 2x6 WOOD
  - GABLE END: SIMULATED CLAY TILE
  - WALL: STUCCO
  - WINDOWS: VINYL W/ GRIDS
  - SHUTTERS: SIMULATED WOOD
  - POT SHELF: WROUGHT IRON
  - TRIM: STUCCO OVER RIGID FOAM, CERAMIC TILE
  - DOWNSPOUTS: DRAIN TO SPLASH BLOCKS, LOCATIONS TO BE DETERMINED

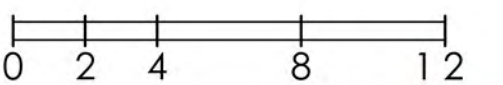



LEFT



FRONT

COLOR SCHEME 2  
**PLAN 1AX (2727)**  
 SPANISH ELEVATION





© 2022 Kevin L. Crook Architect, Inc.

Refer to landscape drawings for wall, tree, and shrub locations

RIGHT



REAR

**MATERIALS LEGEND**

- (WHERE OCCURS)
- FRONT DOOR: FIBERGLASS
  - GARAGE DOOR: METAL SECTIONAL
  - ROOF: CONCRETE FLAT TILE
  - FASCIA: GUTTER, PAINT TO MATCH
  - BARGE: 2x6 WOOD
  - GABLE END: LAP SIDING / VENT DETAILS
  - WALL: STUCCO
  - WINDOWS: VINYL W/ GRIDS
  - SHUTTERS: SIMULATED WOOD
  - POT SHELF: SIMULATED WOOD
  - TRIM: STUCCO OVER RIGID FOAM
  - DOWNSPOUTS: DRAIN TO SPLASH BLOCKS, LOCATIONS TO BE DETERMINED
  - WAINSCOT: BRICK VENEER

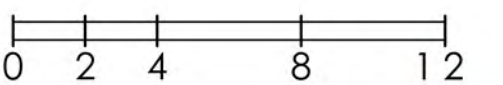



LEFT



FRONT

COLOR SCHEME 5  
**PLAN 1BX (2727)**  
 COTTAGE ELEVATION





© 2022 Kevin L. Crook Architect, Inc.

Refer to landscape drawings for wall, tree, and shrub locations

RIGHT



REAR

**MATERIALS LEGEND**

- (WHERE OCCURS)
- |              |   |
|--------------|---|
| FRONT DOOR:  | FIBERGLASS  |
| GARAGE DOOR: | METAL SECTIONAL                                       |
| ROOF:        | CONCRETE FLAT TILE                                    |
| FASCIA:      | GUTTER, PAINT TO MATCH                                |
| WALL:        | STUCCO  |
| WINDOWS:     | VINYL W/ GRIDS  |
| SHUTTERS:    | METAL PLANTATION                                      |
| POT SHELF:   | SIMULATED WOOD  |
| WINDOW BOX:  | SIMULATED WOOD  |
| TRIM:        | STUCCO OVER RIGID FOAM                                |
| DOWNSPOUTS:  | DRAIN TO SPLASH BLOCKS,<br>LOCATIONS TO BE DETERMINED |



LEFT

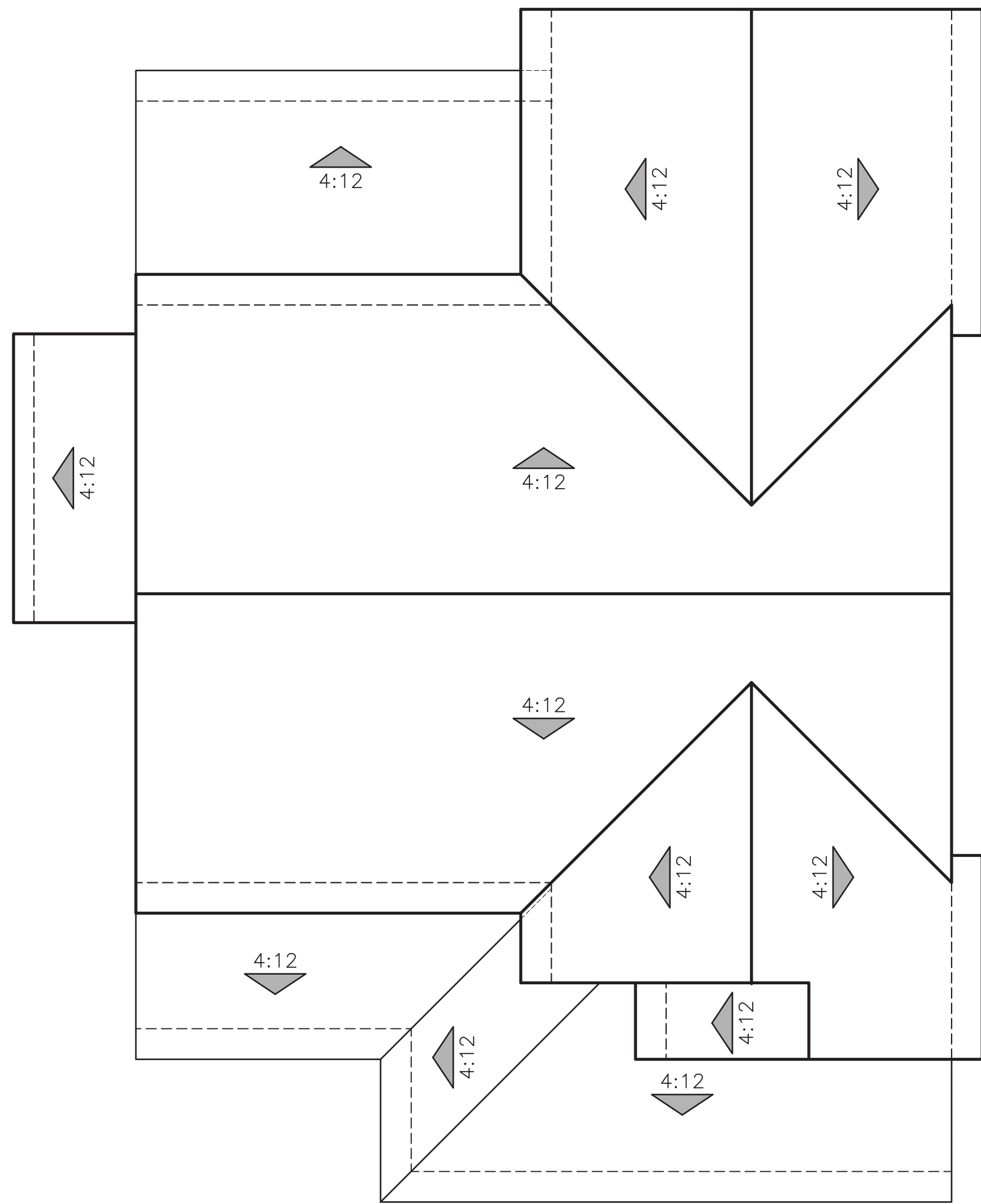


FRONT

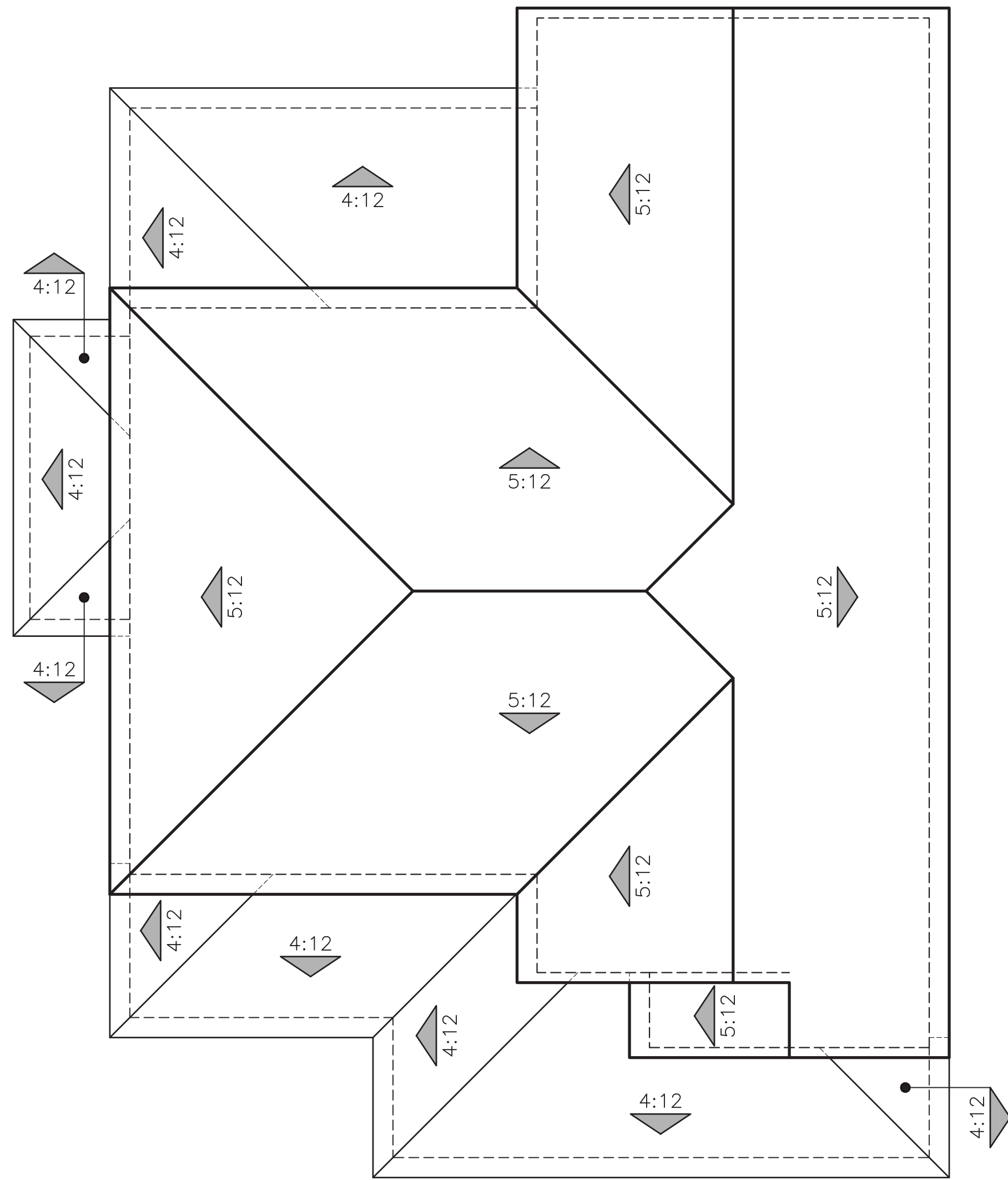
COLOR SCHEME 8  
**PLAN 1CX (2727)**  
 MODERN SEASIDE ELEVATION



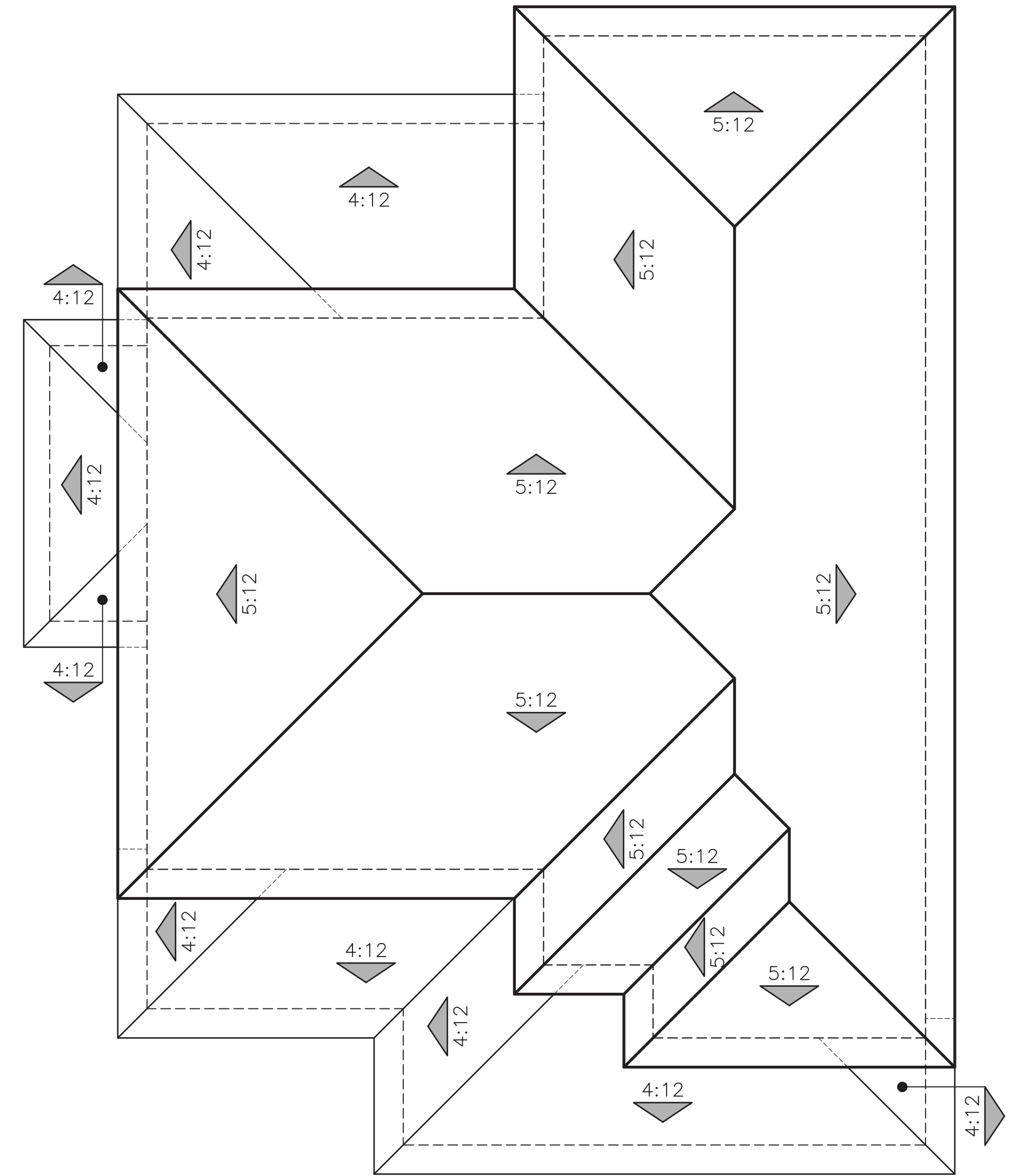




"AX" SPANISH

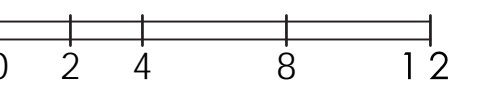



"BX" COTTAGE



"CX" MODERN SEASIDE

ROOF PLANS  
PLAN 1X (2727)





© 2022 Kevin L. Crook Architect, Inc.

Refer to landscape drawings for wall, tree, and shrub locations

"A" SPANISH

EXTERIOR LIGHTS




"A" SPANISH  
MARTINSVILLE



"B" COTTAGE  
YORKTOWN




"C" MODERN SEASIDE  
SAUGANASH



© 2022 Kevin L. Crook Architect, Inc.

Refer to landscape drawings for wall, tree, and shrub locations

"B" COTTAGE

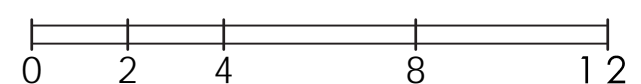


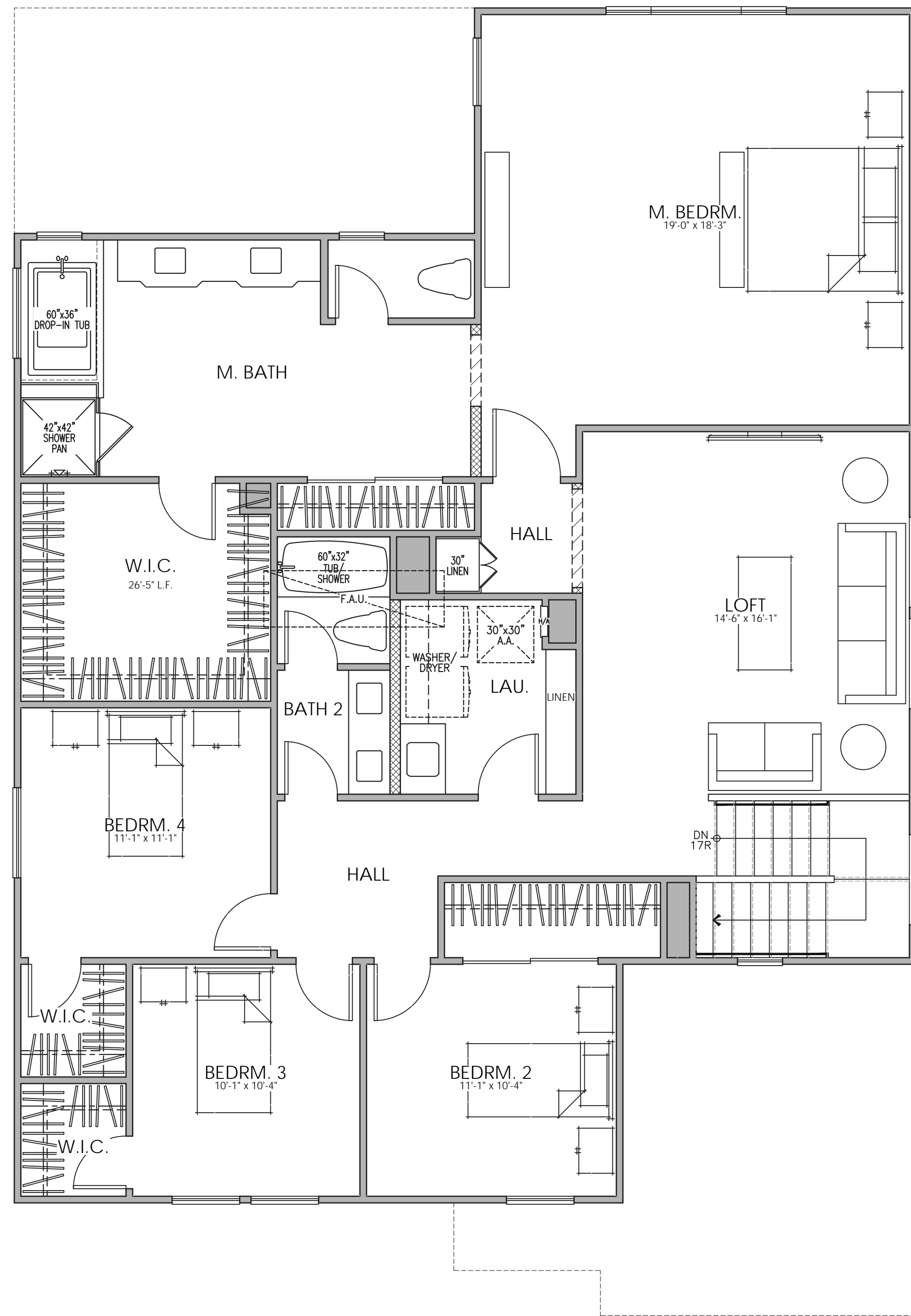
© 2022 Kevin L. Crook Architect, Inc.

Refer to landscape drawings for wall, tree, and shrub locations

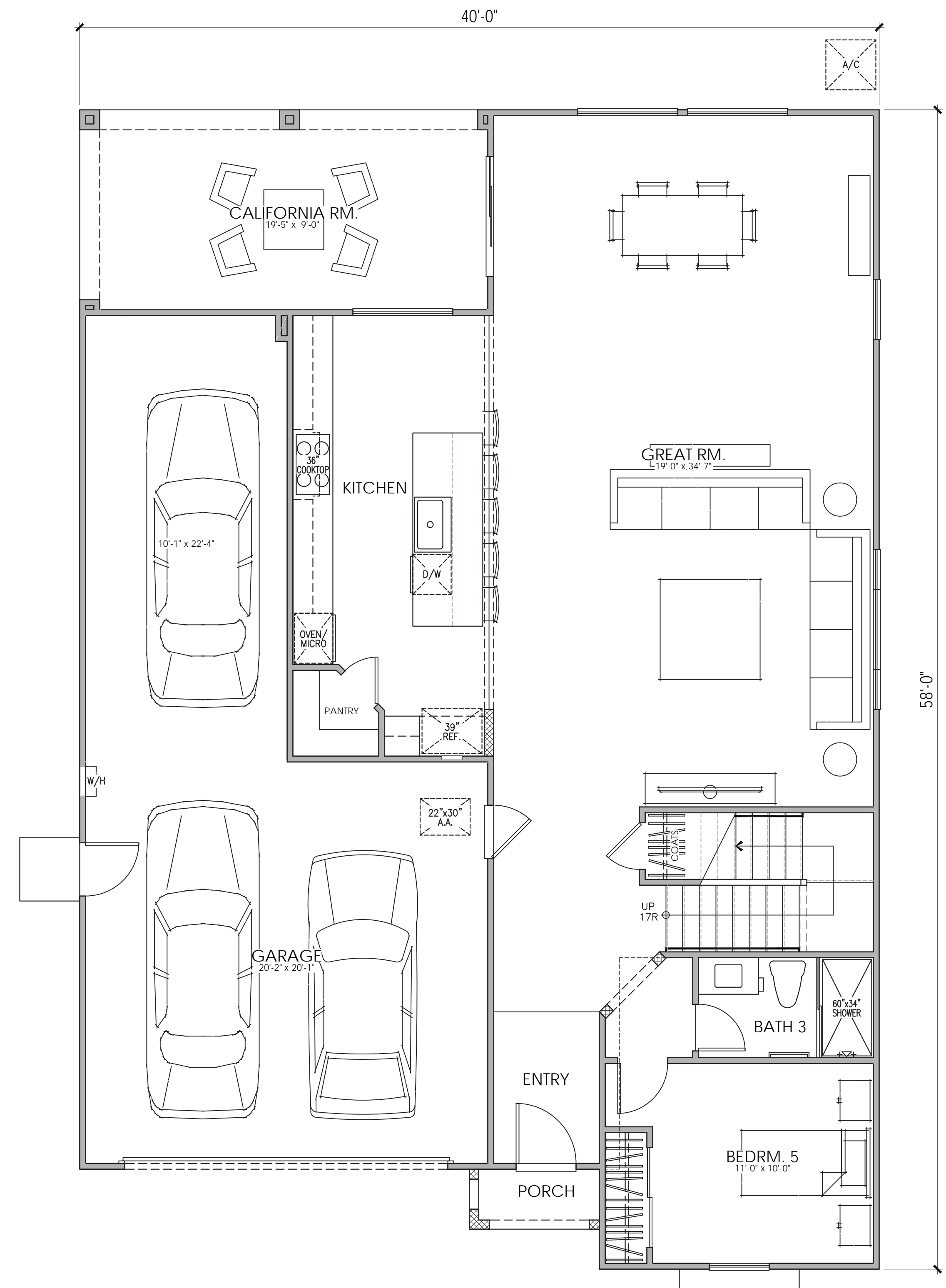
"C" MODERN SEASIDE

PLAN 2 (3046)  
FRONT ELEVATIONS





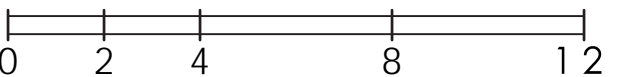
SECOND FLOOR PLAN



FIRST FLOOR PLAN

PLAN 2 (3046)  
5 BEDROOM, 3 BATH, LOFT, 3-CAR GARAGE (TANDEM)

AREA TABULATION	
CONDITIONED SPACE	
FIRST FLOOR AREA	1,335 SQ. FT.
SECOND FLOOR AREA	1,711 SQ. FT.
TOTAL DWELLING	3,046 SQ. FT.
UNCONDITIONED SPACE	
GARAGE	651 SQ. FT.
CALIFORNIA ROOM	204 SQ. FT.
OPT. DECK	204 SQ. FT.
PORCH "A"	20 SQ. FT.
PORCH "B"	26 SQ. FT.
PORCH "C"	29 SQ. FT.






© 2022 Kevin L. Crook Architect, Inc.

Refer to landscape drawings for wall, tree, and shrub locations

FRONT



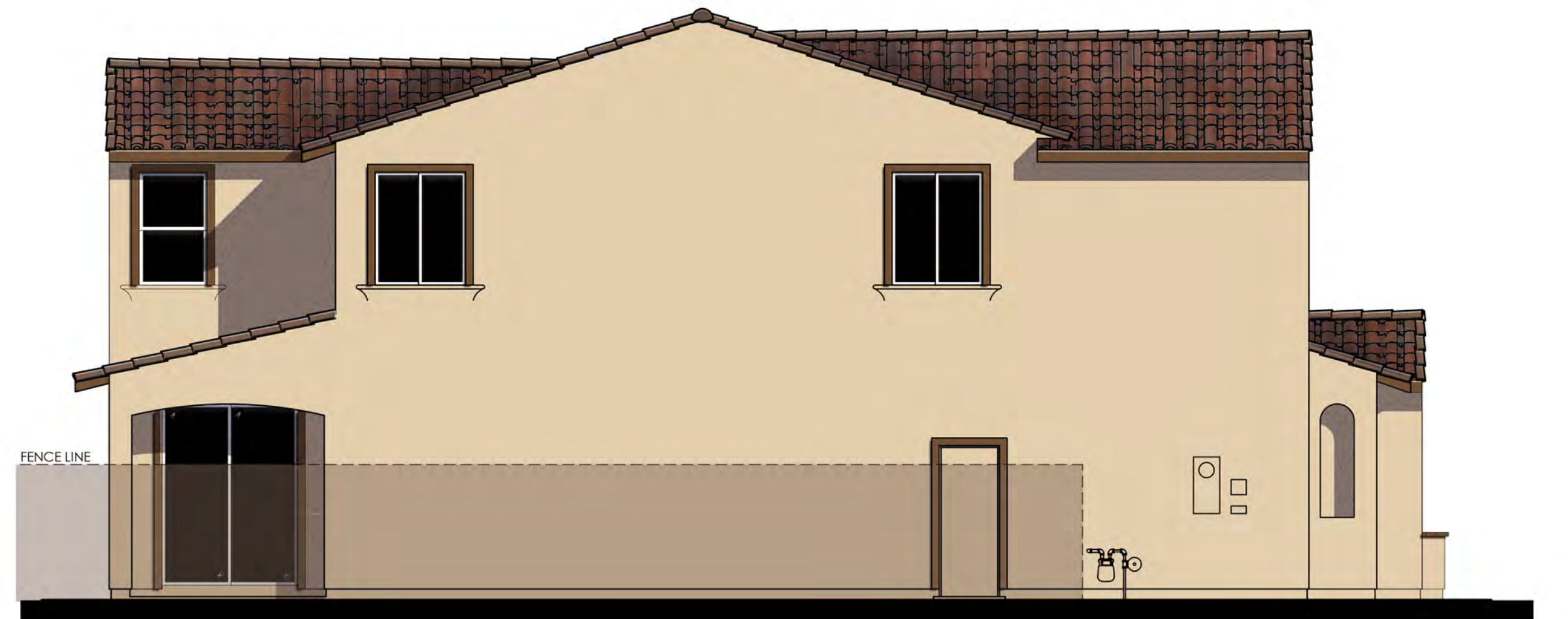
RIGHT

**MATERIALS LEGEND**

- (WHERE OCCURS)
- FRONT DOOR: FIBERGLASS
  - GARAGE DOOR: METAL SECTIONAL
  - ROOF: CONCRETE LOW PROFILE "S" TILE
  - FASCIA: GUTTER, PAINT TO MATCH
  - BARGE: 2x6 WOOD
  - GABLE END: SIMULATED CLAY TILE
  - WALL: STUCCO
  - WINDOWS: VINYL W/ GRIDS
  - SHUTTERS: SIMULATED WOOD
  - POT SHELF: WROUGHT IRON
  - TRIM: STUCCO OVER RIGID FOAM, CERAMIC TILE
  - DOWNSPOUTS: DRAIN TO SPLASH BLOCKS, LOCATIONS TO BE DETERMINED

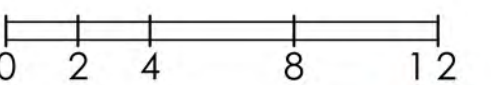


REAR



LEFT

COLOR SCHEME 3  
**PLAN 2A (3046 "A")**  
 SPANISH ELEVATION






RIGHT



REAR

COLOR SCHEME 3  
**PLAN 2A (3046 "A")**  
 SPANISH ENHANCED ELEVATION

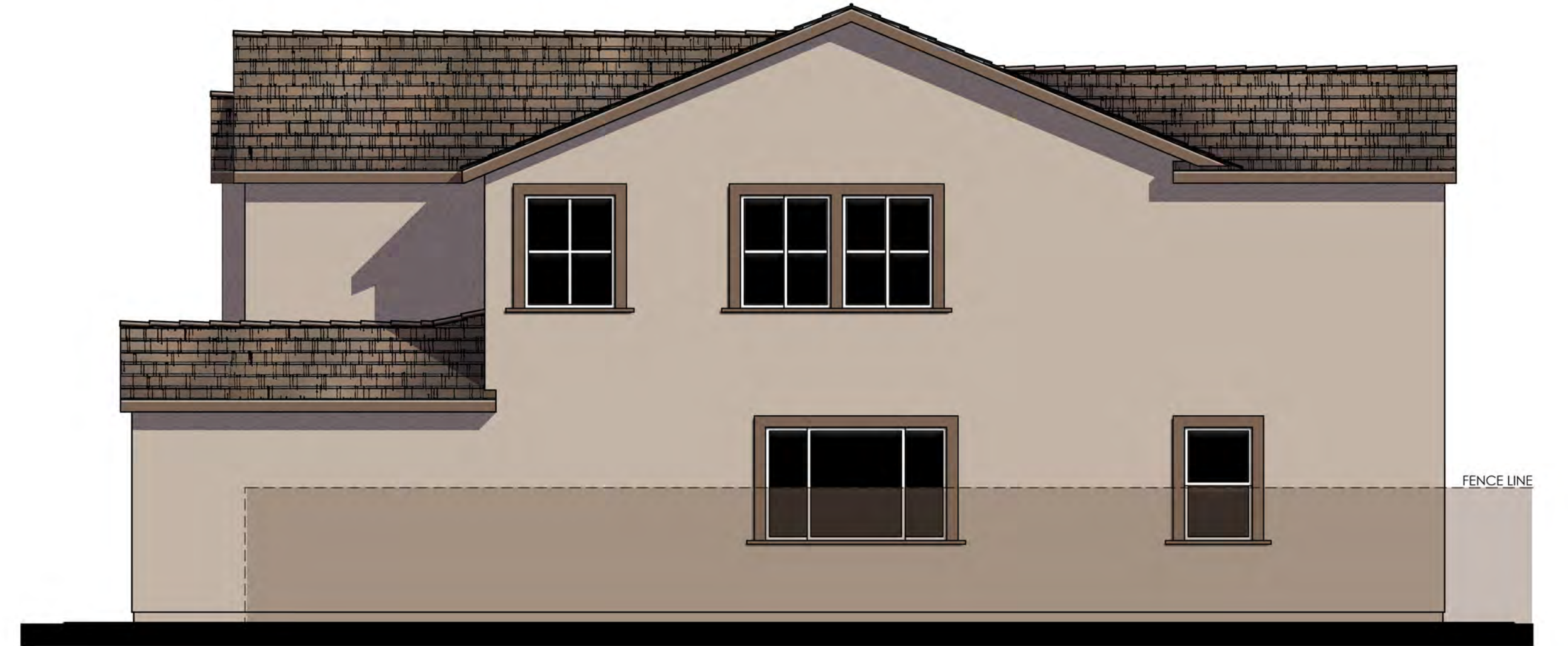




© 2022 Kevin L. Crook Architect, Inc.

Refer to landscape drawings for wall, tree, and shrub locations

FRONT



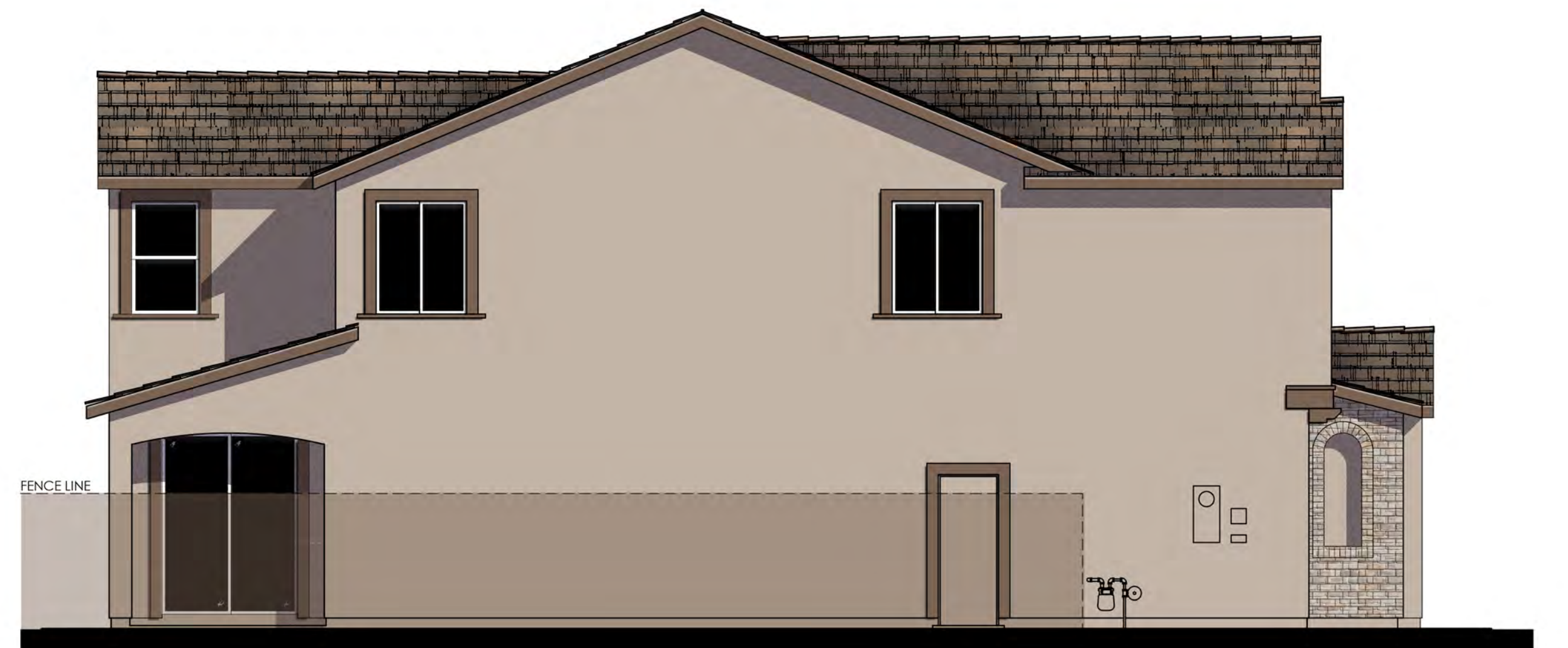
RIGHT

**MATERIALS LEGEND**

- (WHERE OCCURS)
- FRONT DOOR: FIBERGLASS
  - GARAGE DOOR: METAL SECTIONAL
  - ROOF: CONCRETE FLAT TILE
  - FASCIA: GUTTER, PAINT TO MATCH
  - BARGE: 2x6 WOOD
  - GABLE END: LAP SIDING / VENT DETAILS
  - WALL: STUCCO
  - WINDOWS: VINYL W/ GRIDS
  - SHUTTERS: SIMULATED WOOD
  - POT SHELF: SIMULATED WOOD
  - TRIM: STUCCO OVER RIGID FOAM
  - DOWNSPOUTS: DRAIN TO SPLASH BLOCKS, LOCATIONS TO BE DETERMINED
  - WAINSCOT: BRICK VENEER

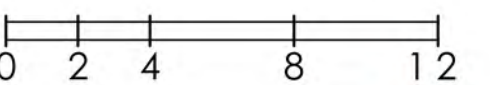


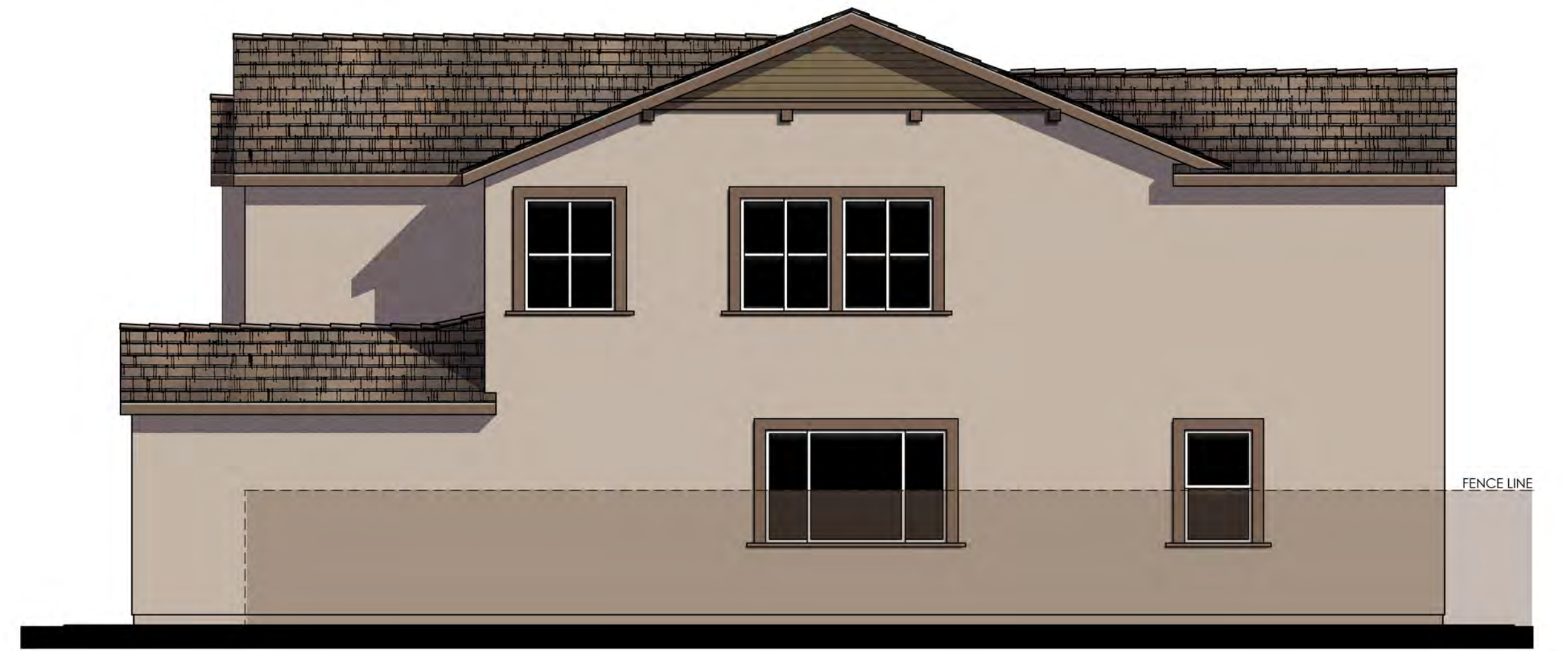
REAR



LEFT

COLOR SCHEME 6  
**PLAN 2B (3046 "B")**  
 COTTAGE ELEVATION






RIGHT



REAR

COLOR SCHEME 6  
**PLAN 2B (3046 "B")**  
 COTTAGE ENHANCED ELEVATION






© 2022 Kevin L. Crook Architect, Inc.

Refer to landscape drawings for wall, tree, and shrub locations

FRONT



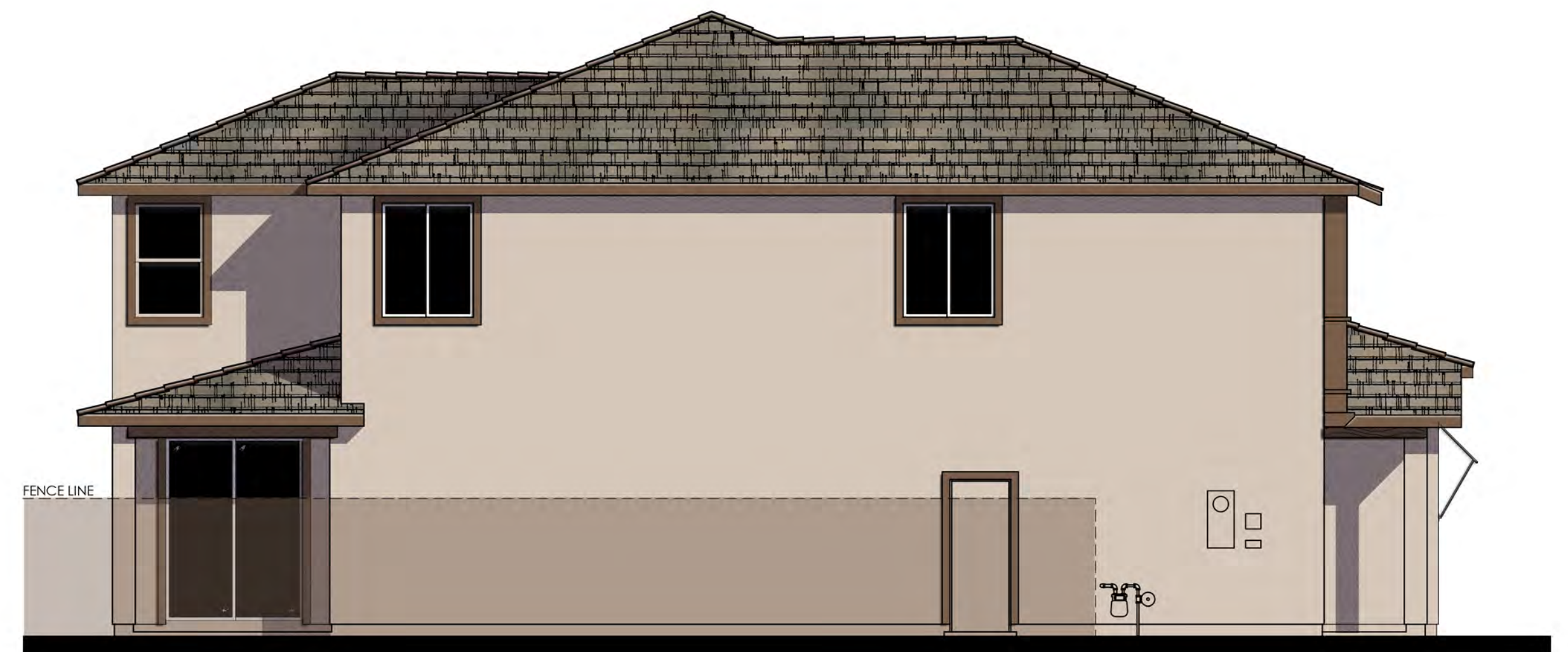
RIGHT

**MATERIALS LEGEND**  
(WHERE OCCURS)

- |              |   |
|--------------|---|
| FRONT DOOR:  | FIBERGLASS  |
| GARAGE DOOR: | METAL SECTIONAL                                       |
| ROOF:        | CONCRETE FLAT TILE                                    |
| FASCIA:      | GUTTER, PAINT TO MATCH                                |
| WALL:        | STUCCO  |
| WINDOWS:     | VINYL W/ GRIDS  |
| SHUTTERS:    | METAL PLANTATION                                      |
| POT SHELF:   | SIMULATED WOOD  |
| WINDOW BOX:  | SIMULATED WOOD  |
| TRIM:        | STUCCO OVER RIGID FOAM                                |
| DOWNSPOUTS:  | DRAIN TO SPLASH BLOCKS,<br>LOCATIONS TO BE DETERMINED |



REAR




LEFT

COLOR SCHEME 9  
**PLAN 2C (3046 "C")**  
MODERN SEASIDE ELEVATION







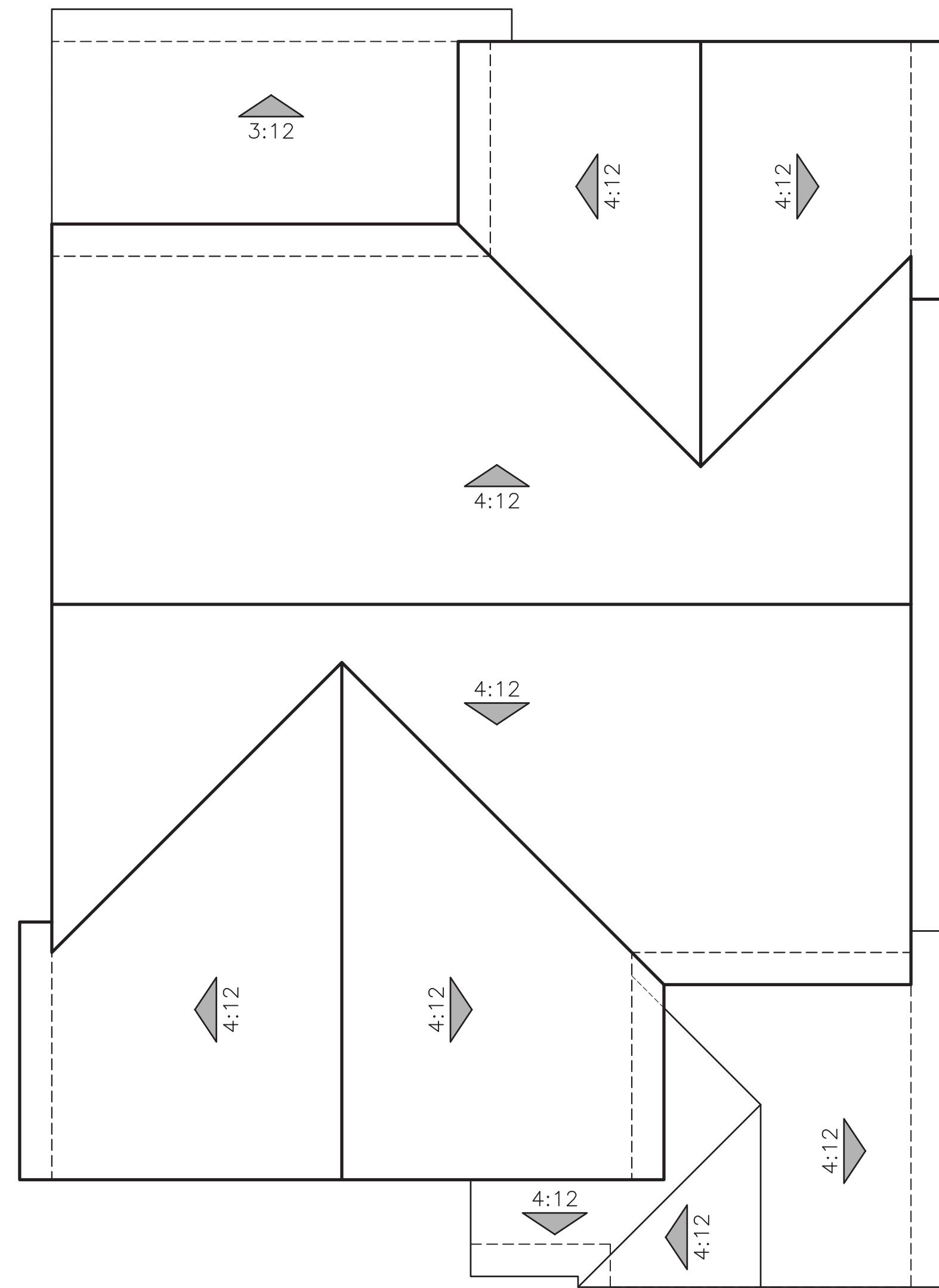
RIGHT



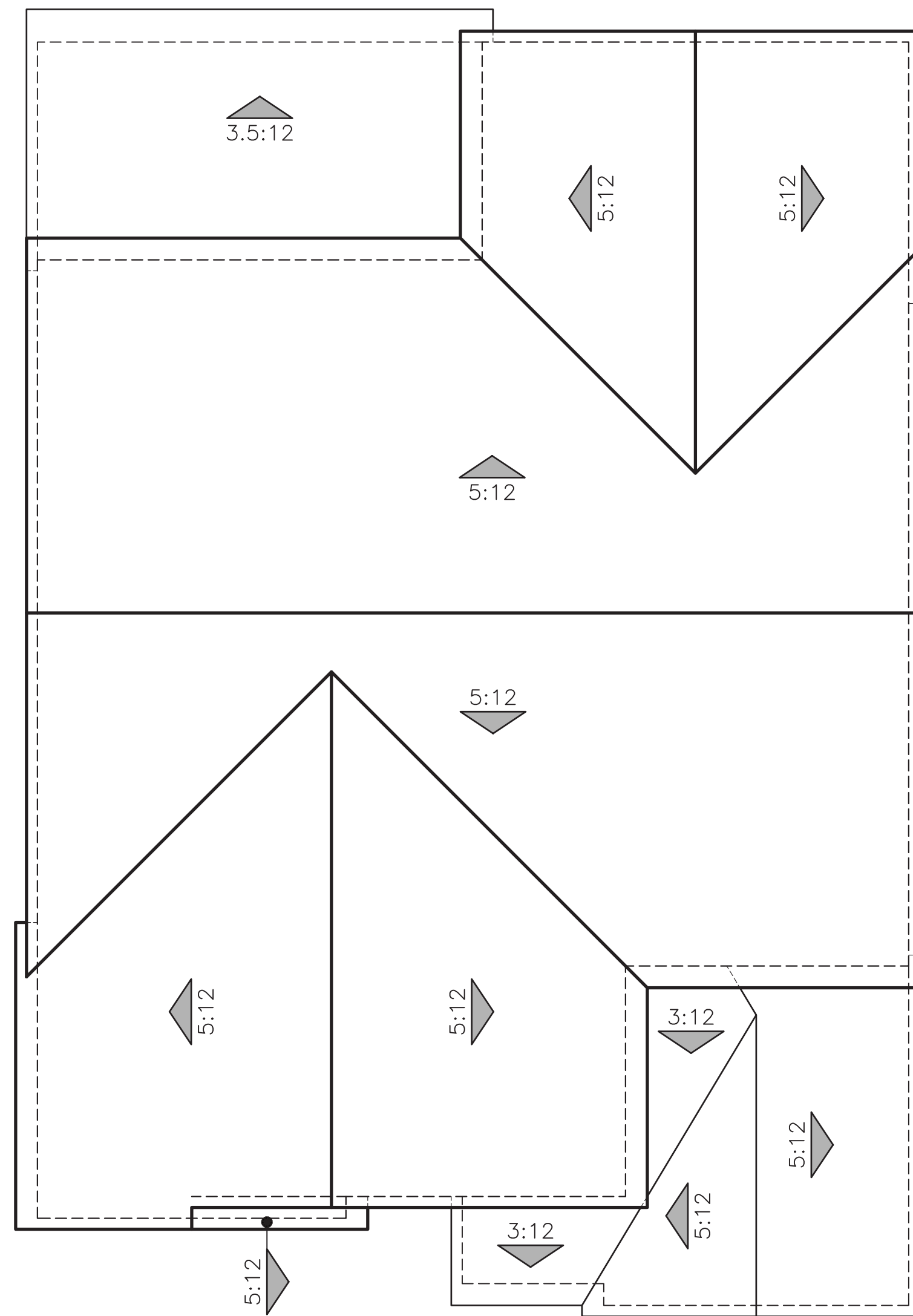
REAR

COLOR SCHEME 9  
**PLAN 2C (3046 "C")**  
 MODERN SEASIDE ENHANCED ELEVATION

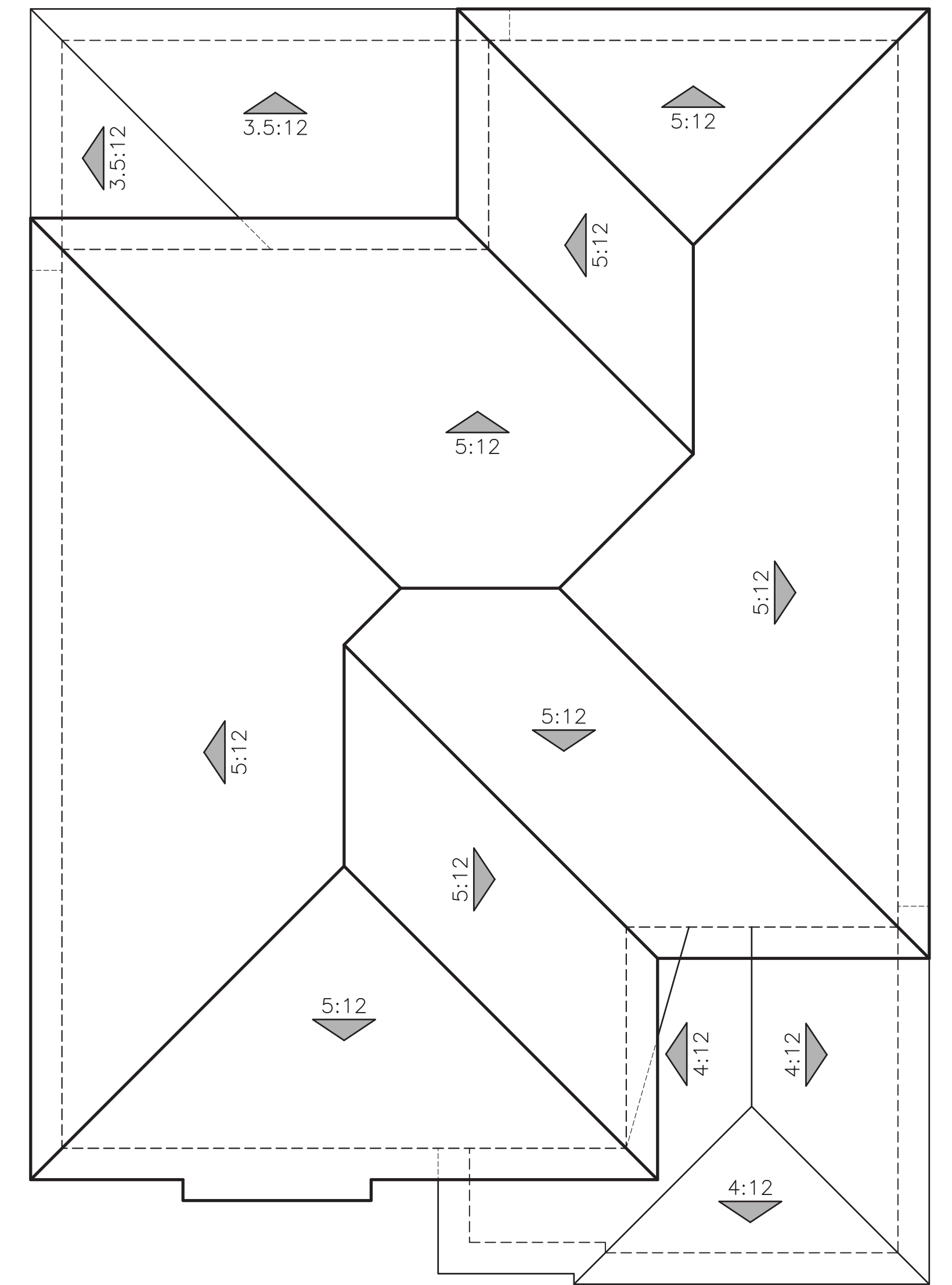




"A" SPANISH




"B" COTTAGE



"C" MODERN SEASIDE

ROOF PLANS  
PLAN 2 (3046)





© 2022 Kevin L. Crook Architect, Inc.

Refer to landscape drawings for wall, tree, and shrub locations

"A" SPANISH

EXTERIOR LIGHTS




"A" SPANISH  
MARTINSVILLE



"B" COTTAGE  
YORKTOWN



"C" MODERN SEASIDE  
SAUGANASH



© 2022 Kevin L. Crook Architect, Inc.

Refer to landscape drawings for wall, tree, and shrub locations

"B" COTTAGE

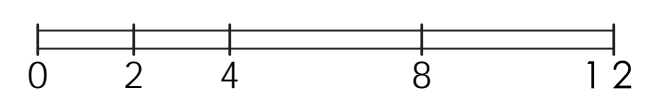


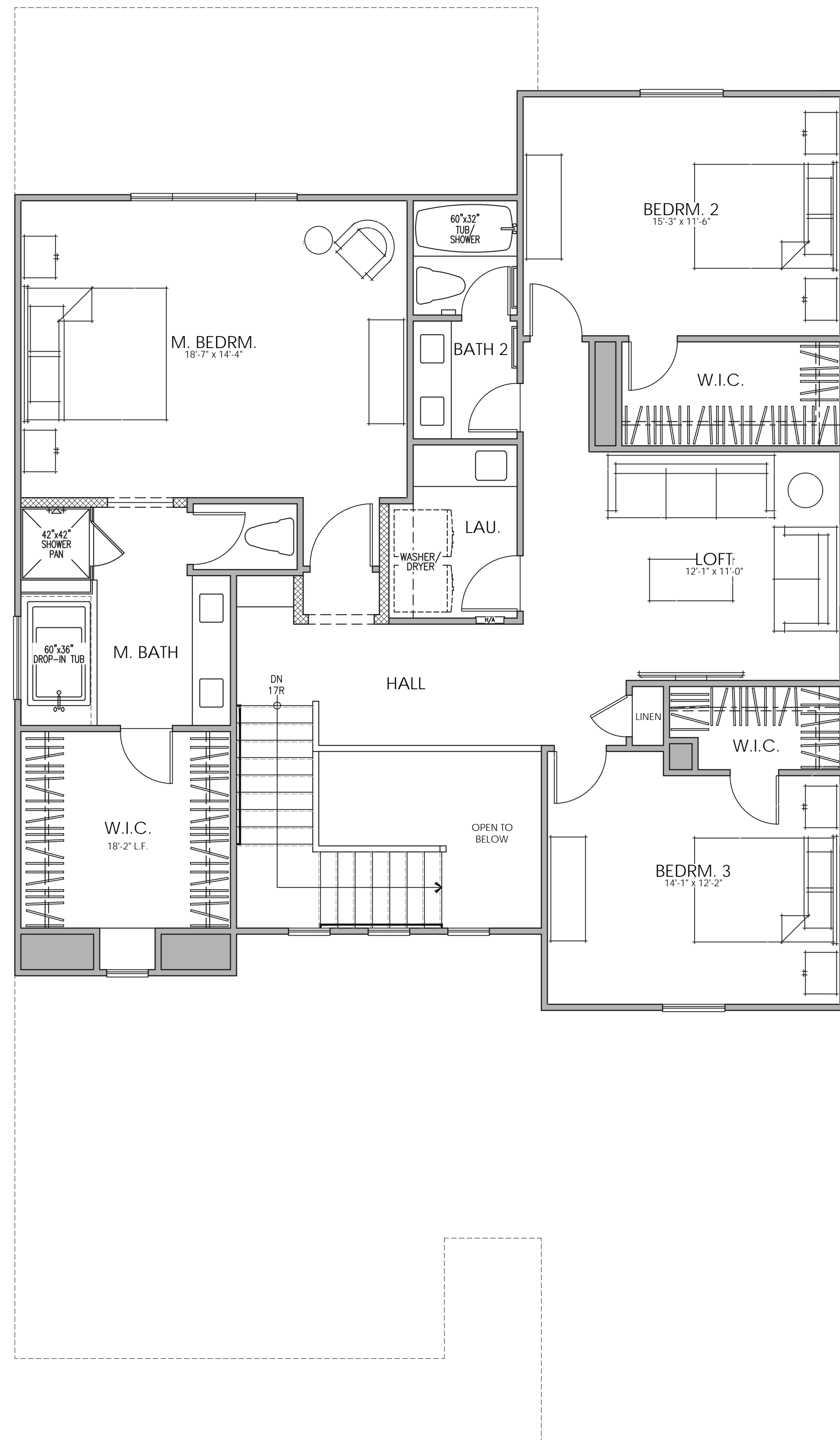
© 2022 Kevin L. Crook Architect, Inc.

Refer to landscape drawings for wall, tree, and shrub locations

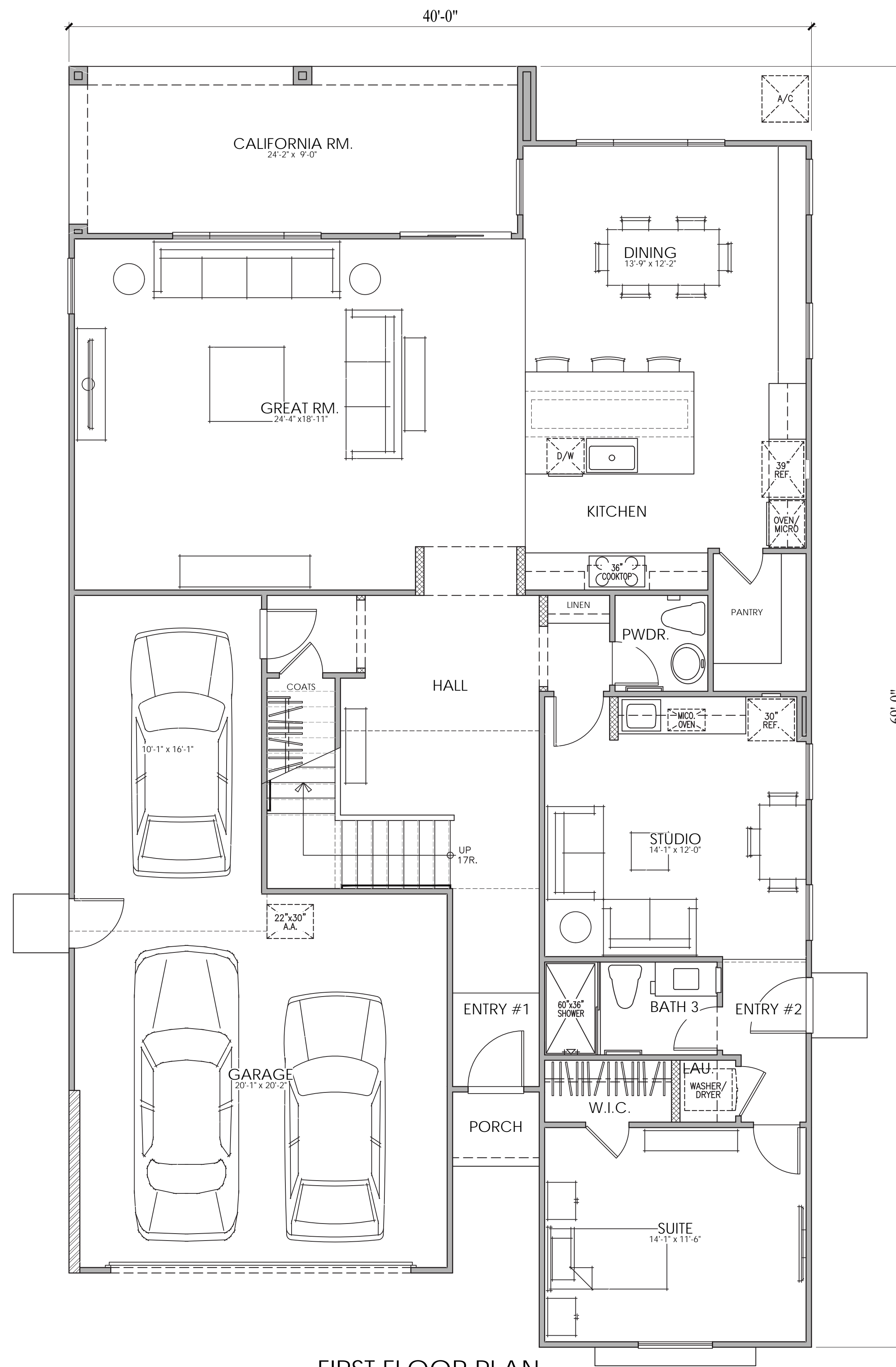
"C" MODERN SEASIDE

PLAN 3 (3180)  
FRONT ELEVATIONS





SECOND FLOOR PLAN

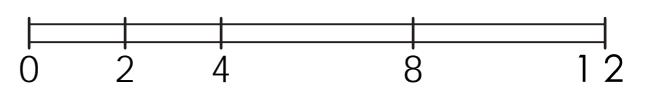


FIRST FLOOR PLAN

PLAN 3 (3180) "A"  
 3 BEDROOM, 3.5 BATH, LOFT, STUDIO & SUITE, 3-CAR GARAGE (TANDEM)

AREA TABULATION

CONDITIONED SPACE			
	RESIDENCE	STUDIO	TOTAL
FIRST FLOOR AREA	1,239	+ 508	= 1,747 SQ. FT.
SECOND FLOOR AREA	1,433	+ 0	= 1,433 SQ. FT.
TOTAL DWELLING	2,672	+ 508	= 3,180 SQ. FT.
UNCONDITIONED SPACE			
GARAGE			589 SQ. FT.
PORCH			19 SQ. FT.
CALIFORNIA ROOM			222 SQ. FT.





© 2022 Kevin L. Crook Architect, Inc.

Refer to landscape drawings for wall, tree, and shrub locations

FRONT



RIGHT

**MATERIALS LEGEND**

- (WHERE OCCURS)
- |              |   |
|--------------|---|
| FRONT DOOR:  | FIBERGLASS  |
| GARAGE DOOR: | METAL SECTIONAL                                       |
| ROOF:        | CONCRETE LOW PROFILE "S" TILE                         |
| FASCIA:      | GUTTER, PAINT TO MATCH                                |
| BARGE:       | 2x6 WOOD  |
| GABLE END:   | SIMULATED CLAY TILE                                   |
| WALL:        | STUCCO  |
| WINDOWS:     | VINYL W/ GRIDS  |
| SHUTTERS:    | SIMULATED WOOD  |
| POT SHELF:   | WROUGHT IRON  |
| TRIM:        | STUCCO OVER RIGID FOAM,<br>CERAMIC TILE               |
| DOWNSPOUTS:  | DRAIN TO SPLASH BLOCKS,<br>LOCATIONS TO BE DETERMINED |



REAR



LEFT

COLOR SCHEME 1  
**PLAN 3A (3180 "A")**  
 SPANISH ELEVATION






RIGHT



REAR

COLOR SCHEME 1  
**PLAN 3A (3180 "A")**  
 SPANISH ENHANCED ELEVATION





© 2022 Kevin L. Crook Architect, Inc.

Refer to landscape drawings for wall, tree, and shrub locations

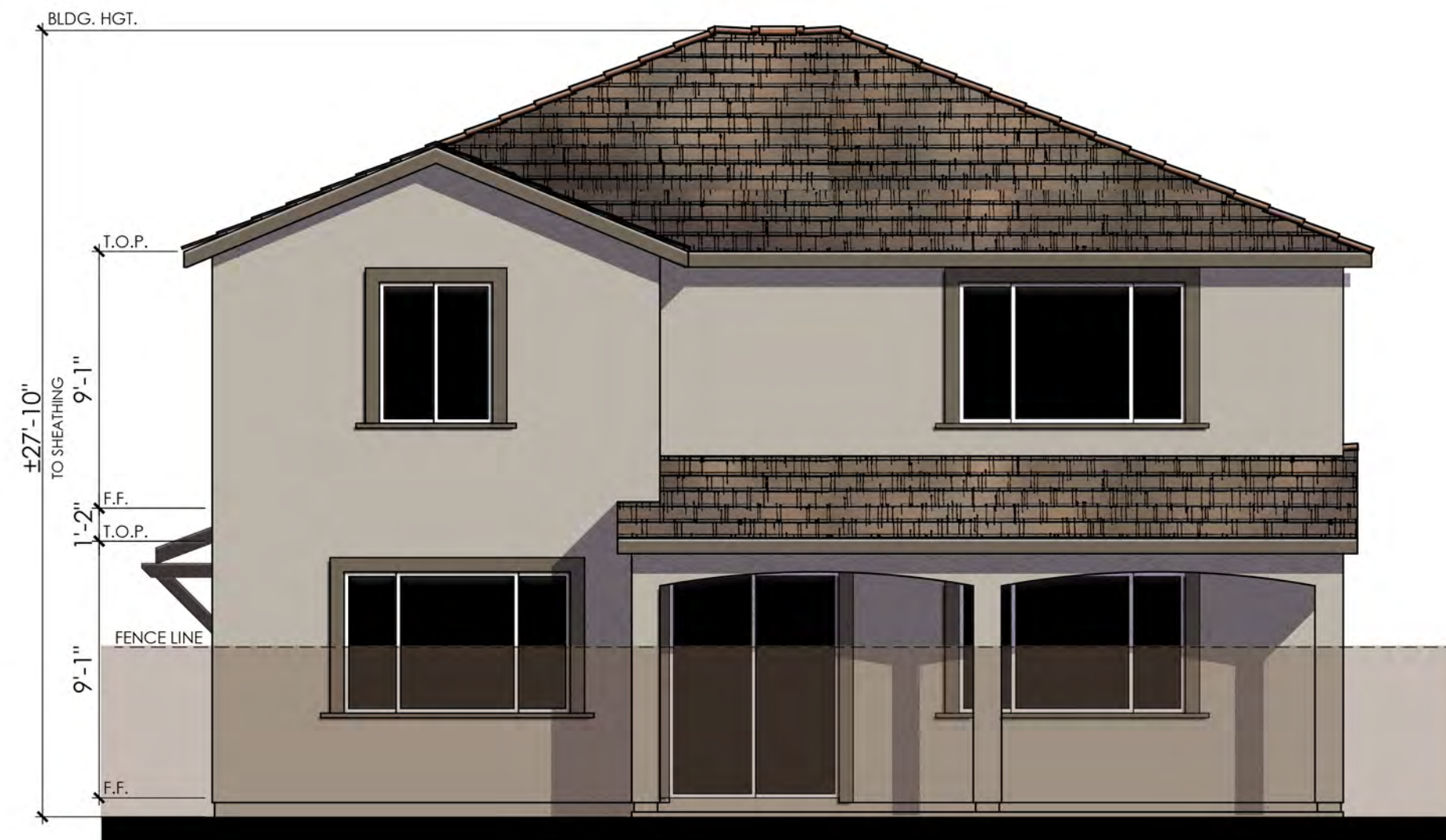
FRONT



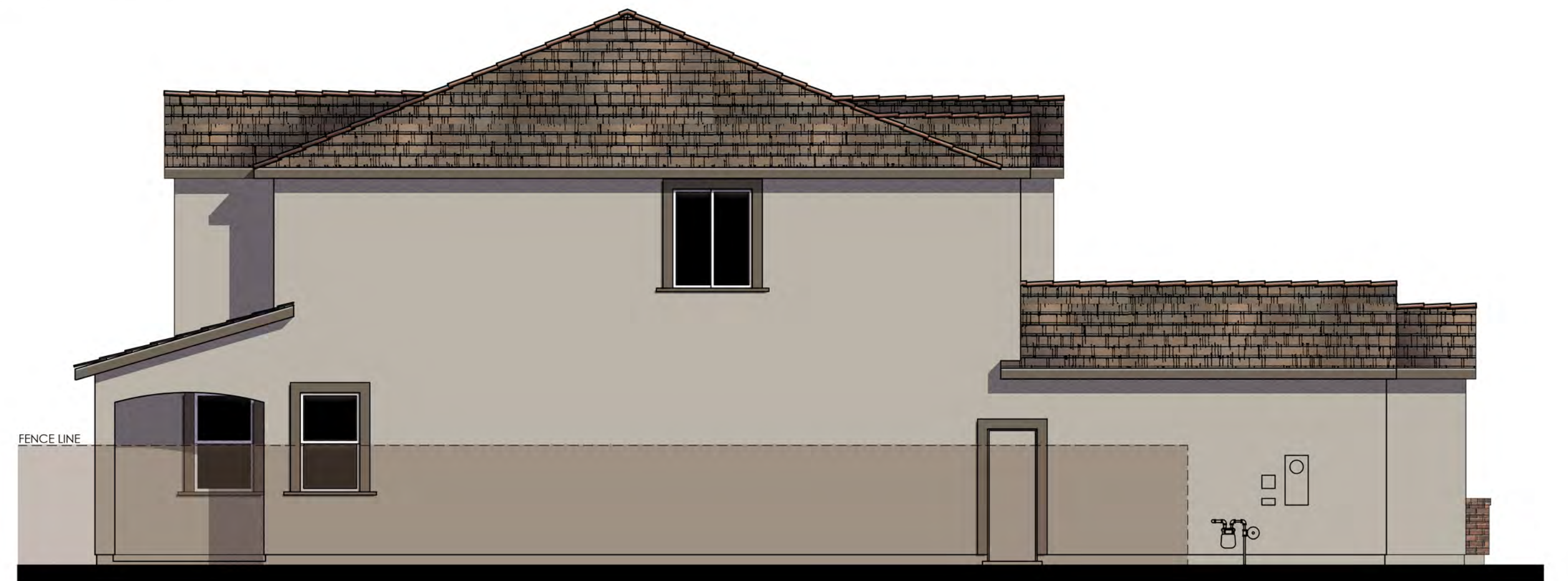
RIGHT

**MATERIALS LEGEND**  
(WHERE OCCURS)

- |              |   |
|--------------|---|
| FRONT DOOR:  | FIBERGLASS  |
| GARAGE DOOR: | METAL SECTIONAL                                       |
| ROOF:        | CONCRETE FLAT TILE                                    |
| FASCIA:      | GUTTER, PAINT TO MATCH                                |
| BARGE:       | 2x6 WOOD  |
| GABLE END:   | LAP SIDING / VENT DETAILS                             |
| WALL:        | STUCCO  |
| WINDOWS:     | VINYL W/ GRIDS  |
| SHUTTERS:    | SIMULATED WOOD  |
| POT SHELF:   | SIMULATED WOOD  |
| TRIM:        | STUCCO OVER RIGID FOAM                                |
| DOWNSPOUTS:  | DRAIN TO SPLASH BLOCKS,<br>LOCATIONS TO BE DETERMINED |
| WAINSCOT:    | BRICK VENEER  |



REAR



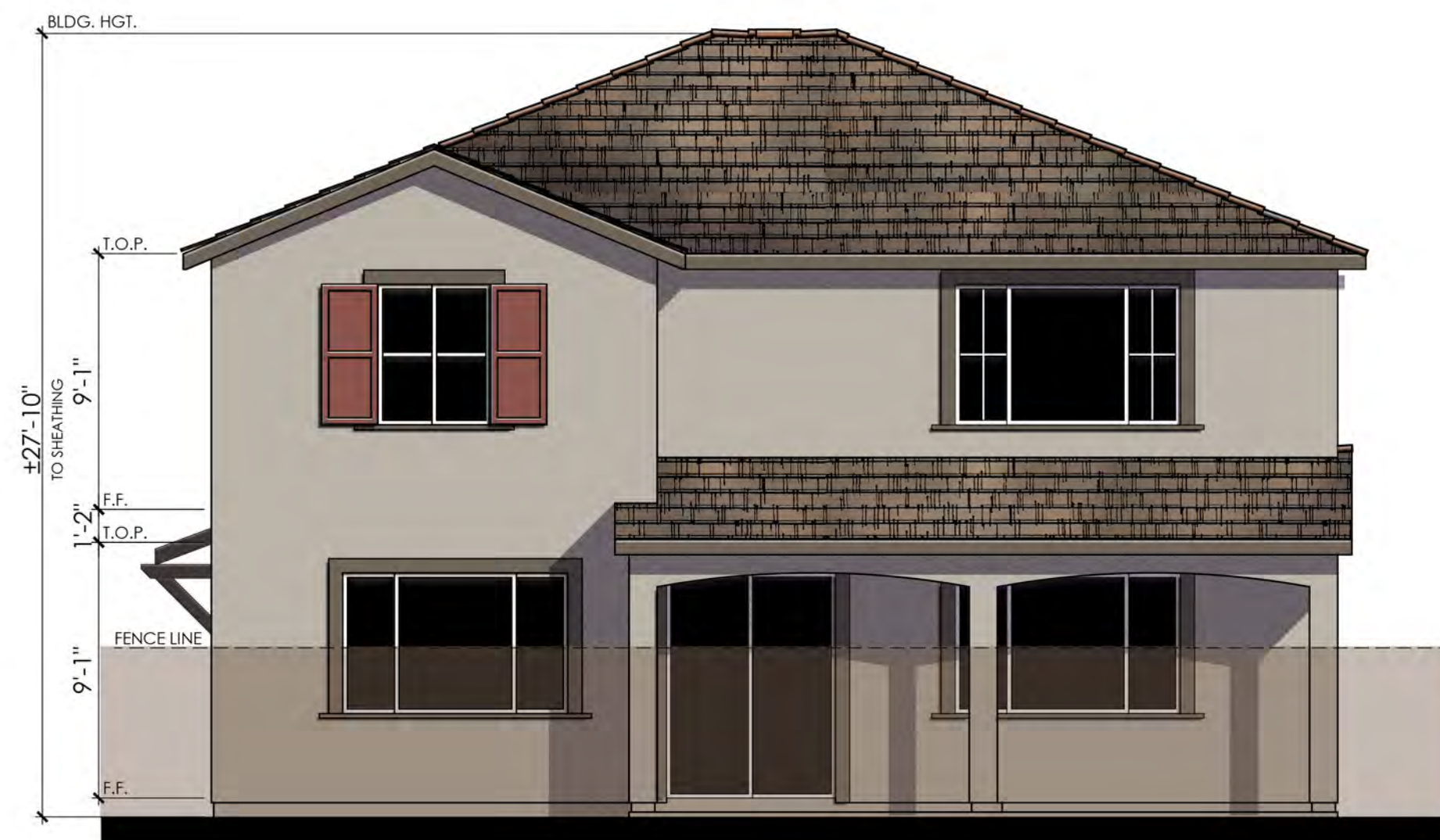
LEFT

COLOR SCHEME 4  
**PLAN 3B (3180 "B")**  
COTTAGE ELEVATION





RIGHT



REAR

COLOR SCHEME 4  
**PLAN 3B (3180 "B")**  
 COTTAGE ENHANCED ELEVATION







© 2022 Kevin L. Crook Architect, Inc.

Refer to landscape drawings for wall, tree, and shrub locations

FRONT



RIGHT

**MATERIALS LEGEND**  
(WHERE OCCURS)

- |              |   |
|--------------|---|
| FRONT DOOR:  | FIBERGLASS  |
| GARAGE DOOR: | METAL SECTIONAL                                       |
| ROOF:        | CONCRETE FLAT TILE                                    |
| FASCIA:      | GUTTER, PAINT TO MATCH                                |
| WALL:        | STUCCO  |
| WINDOWS:     | VINYL W/ GRIDS  |
| SHUTTERS:    | METAL PLANTATION                                      |
| POT SHELF:   | SIMULATED WOOD  |
| WINDOW BOX:  | SIMULATED WOOD  |
| TRIM:        | STUCCO OVER RIGID FOAM                                |
| DOWNSPOUTS:  | DRAIN TO SPLASH BLOCKS,<br>LOCATIONS TO BE DETERMINED |




REAR



LEFT

COLOR SCHEME 7  
**PLAN 3C (3180 "C")**  
MODERN SEASIDE ELEVATION





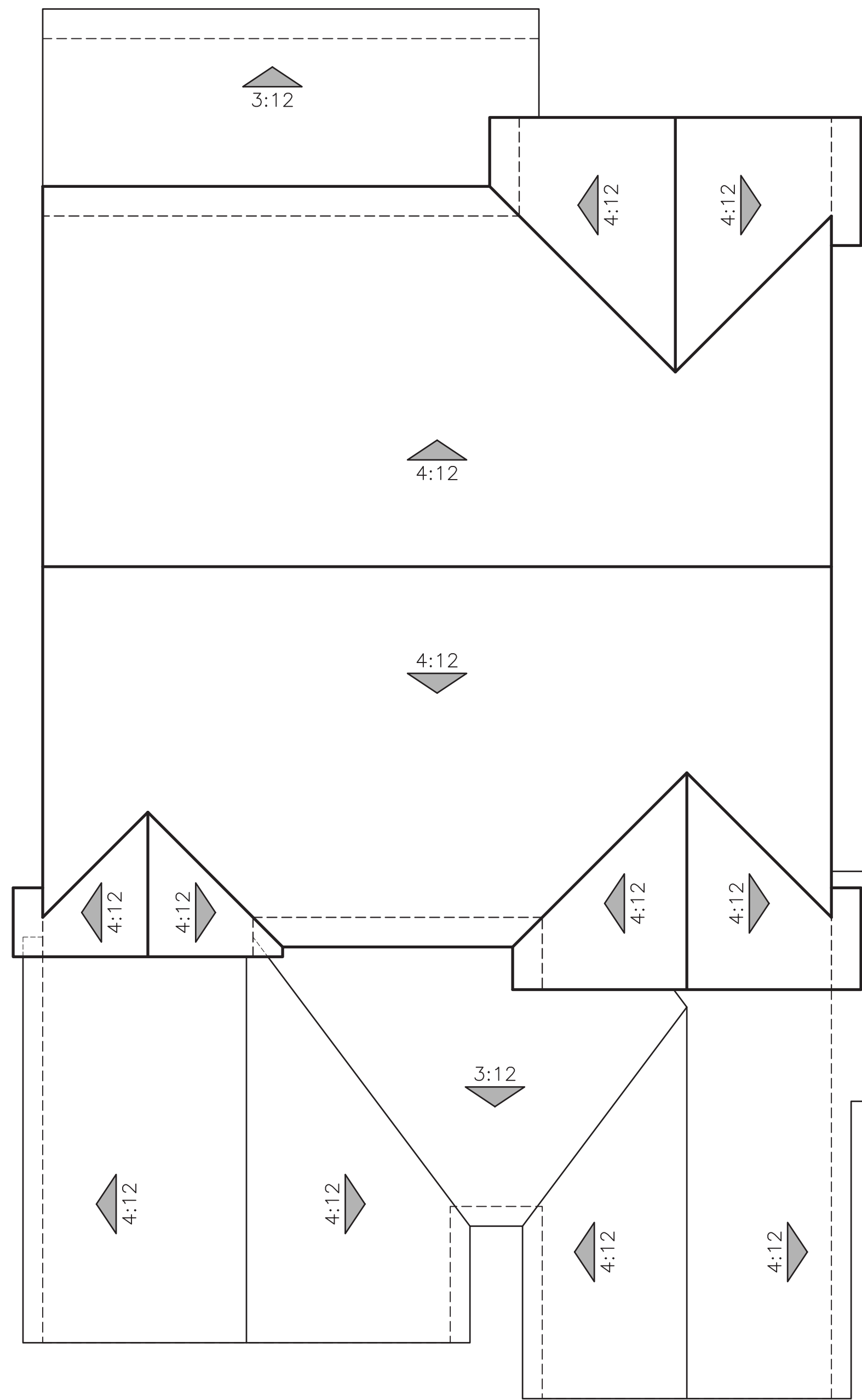
RIGHT



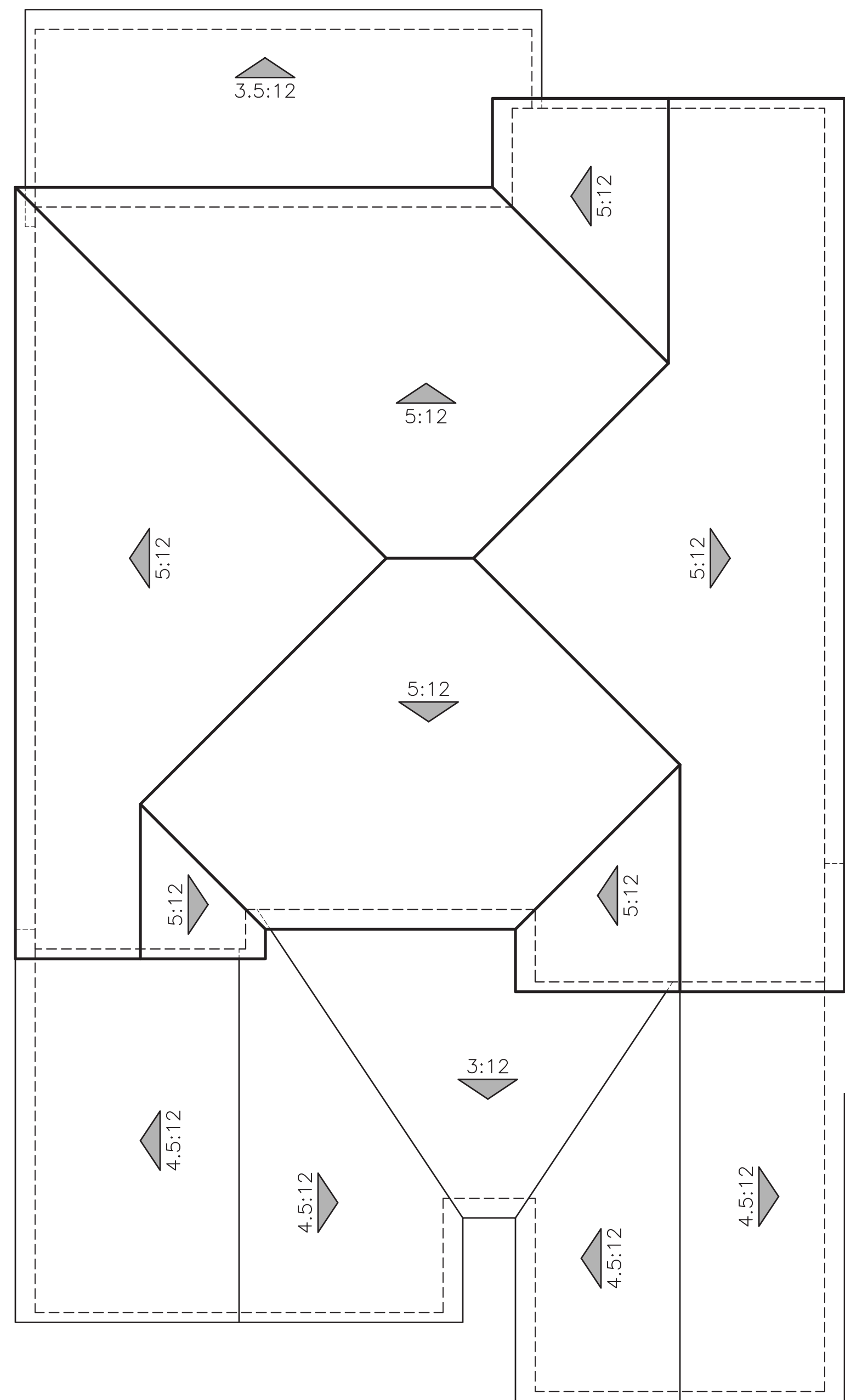
REAR

COLOR SCHEME 7  
**PLAN 3C (3180 "C")**  
 MODERN SEASIDE ENHANCED ELEVATION

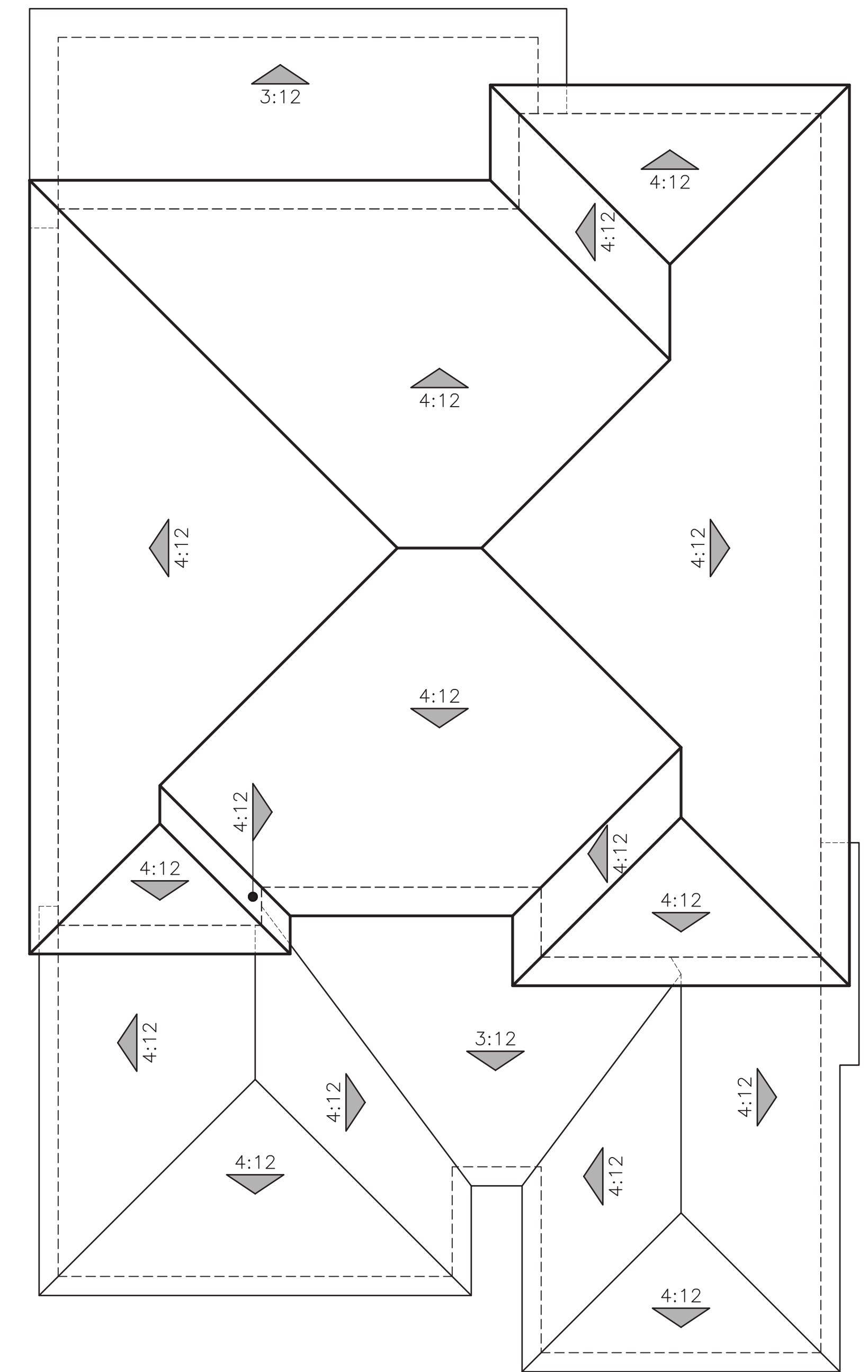




"A" SPANISH




"B" COTTAGE



"C" MODERN SEASIDE

ROOF PLANS  
PLAN 3 (3180)



TEXAS STREET 35  
REDLANDS, CA

JOB # 21111  
CREATED 12/21/2021

"A" ELEVATIONS			
SPANISH	SCHEME 1	SCHEME 2	SCHEME 3
MAIN STUCCO	SW7037	SW7004	SW6113
PAINT BODY	BALANCED BEIGE	SNOWBOUND	INTERACTIVE CREAM
FASCIA / TRIM / GARAGE DOOR	SW7041	SW7034	SW9099
FRONT DOOR / SHUTTERS	VAN DYKE BROWN	STATUS BROZNE	SADDLE UP
GABLE END DETAIL	SW0033	SW0048	SW2816
WROUGHT IRON	REMBRANDT RUBY	BUNGLEHOUSE BLUE	RKWD DARK GREEN
TERRACOTTA PAVERS 11.8" x 11.8"	SW6061	SW6061	SW6061
ROOF: LOW PROFILE "S" (VILLA)	TANBARK	TANBARK	TANBARK
BARROCO FP	SW6990	SW6990	SW6990
	CAVIAR	CAVIAR	CAVIAR
	SALTILLO TILES SQUARE SAT-SQ1	SALTILLO TILES SQUARE SAT-SQ1	SALTILLO TILES SQUARE SAT-SQ1
	1VICS6464	1VICS6464	1VICS6464
	CA MISSION BLEND	CA MISSION BLEND	CA MISSION BLEND
	CHAPALA	APRILIA	MONTERONI
	TB86-FP	TB166-FP	TB154-FP

PAINT:	SHERWIN WILLIAMS
ROOF:	BORAL
VENEER:	CULTURED STONE / ELDORADO
GROUT:	ORCO or EQUAL
PAVERS:	CASA CASTILLO
DECORATIVE TILE:	CASA CASTILLO

"B" ELEVATIONS			
COTTAGE	SCHEME 4	SCHEME 5	SCHEME 6
MAIN STUCCO	SW7023	SW6107	SW6079
PAINT BODY	REQUISITE GRAY	NOMADIC DESERT	DIVERSE BEIGE
FASCIA / TRIM	SW7026	SW6111	SW6082
LAP SIDING / GARAGE DOOR	GRIFFIN	COCONUT HUSK	COBBLE BROWN
FRONT DOOR / SHUTTERS	SW7025	SW6109	SW9084
ROOF: FLAT	BACKDROP	HOPSACK	COCOA WHIP
BRICK:	SW0006	SW6215	SW7665
GROUT:	TOILE RED	ROCKY RIVER	WALL STREET
	1FBCJ3181	1FBCJ3181	1FBCJ3181
	SMOKEY TOPAZ BLD	SMOKEY TOPAZ BLD	SMOKEY TOPAZ BLD
	CS ANTIQUE RED USED	CS HIGH DESERT USED	ES LATIGO TUNDRA
	MAC MISTY COVE	MAC MISTY COVE	MAC MISTY COVE


"C" ELEVATIONS			
MODERN SEASIDE	SCHEME 7	SCHEME 8	SCHEME 9
MAIN STUCCO	SW7004	SW6148	SW9085
PAINT BODY	SNOWBOUND	WOOL SKEIN	TOUCH OF SAND
FASCIA / TRIM	SW7047	SW6152	SW9090
GARAGE DOOR	POPOISE	SUPERIOR BRONZE	CARAIBE
FRONT DOOR / SHUTTERS / AWNINGS	SW9171	SW9117	SW9088
WROUGHT IRON	FELTED WOOL	URBAN JUNGLE	UTAUPEIA
ROOF: FLAT - COUNTRY	SW0032	SW6202	SW7592
SLATE	NEEDLEPOINT NAVY	CAST IRON	CRABBY APPLE
TERRACOTTA PAVERS 11.8" x 11.8"	SW6990	SW6990	SW6990
	CAVIAR	CAVIAR	CAVIAR
	1FECY0300	1FECY0300	1FECY0300
	BRONZE PEARL BLD	BRONZE PEARL BLD	BRONZE PEARL BLD
	SALTILLO TILES SQUARE SAT-SQ1	SALTILLO TILES SQUARE SAT-SQ1	SALTILLO TILES SQUARE SAT-SQ1

ALL FLASHING, GUTTERS, DOWNSPOUTS ETC. TO BE PAINTED TO MATCH ADJACENT SURFACE. ALL PAINT BREAKS TO BE CUT AT INSIDE CORNERS.  
 Todas las tapajuntas, cañaleras, cañalones, etc. seran pintadas para igualar la superficie de junto. Todas las restauras de pintura se cortaran en las esquinas interiores.  
 Las elevaciones de los lados y traceras recibiran el mismo tratamiento que las delanteras.



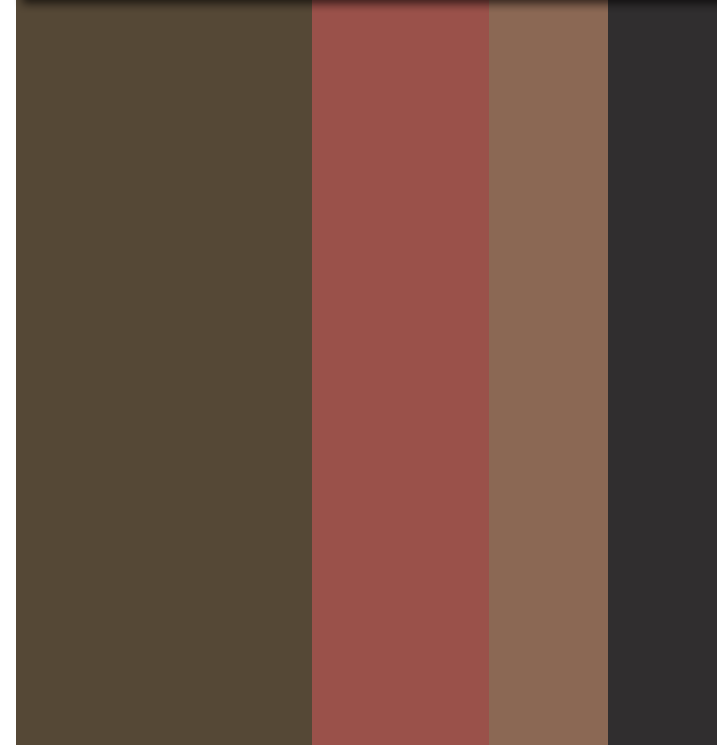
WRITTEN COLOR SCHEMES

SPANISH  
SCHEME #1



STUCCO BODY

ROOF



FASCIA / TRIM /  
GARAGE DOOR

FRONT DOOR /  
SHUTTERS

CLAY PIPES

WROUGHT IRON



DECORATIVE TILE

TTLC MANAGEMENT INC.

TEXAS STREET 35  
REDLANDS, CA

#21111  
DEC. 21, 2021

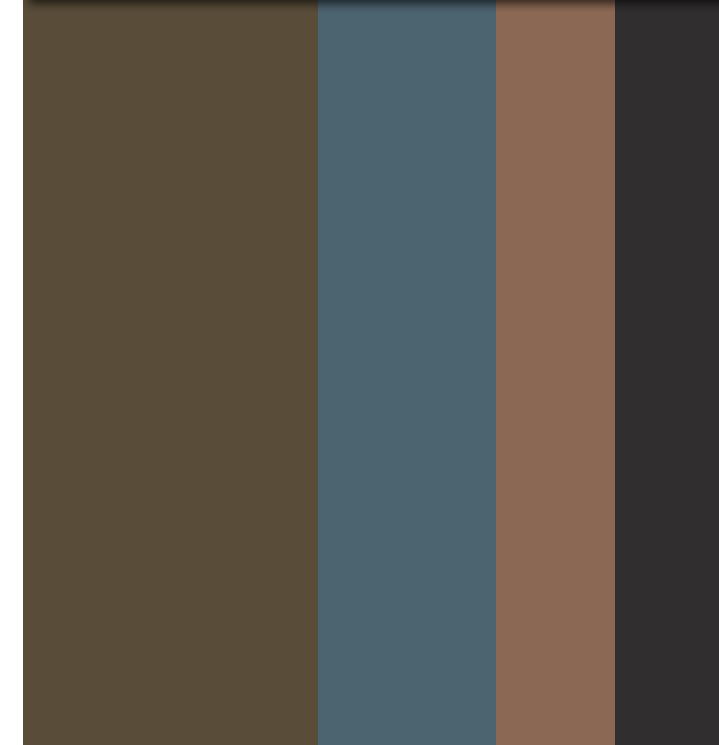
Kevin L. Crook  
**Architect**  
Inc  
PLANNING + ARCHITECTURE

SPANISH  
SCHEME #2



STUCCO BODY

ROOF



FASCIA / TRIM /  
GARAGE DOOR

FRONT DOOR /  
SHUTTERS

CLAY PIPES

WROUGHT IRON



DECORATIVE TILE


TTLC MANAGEMENT INC.

TEXAS STREET 35  
REDLANDS, CA

#21111  
DEC. 21, 2021

Kevin L. Crook  
**Architect**  
Inc  
PLANNING + ARCHITECTURE

SPANISH  
SCHEME #3



STUCCO BODY

ROOF




FASCIA / TRIM /  
GARAGE DOOR

FRONT DOOR /  
SHUTTERS

CLAY PIPES

WROUGHT IRON



DECORATIVE TILE

TTLC MANAGEMENT INC.

TEXAS STREET 35  
REDLANDS, CA


#21111  
DEC. 21, 2021

Kevin L. Crook  
**Architect**  
Inc  
PLANNING + ARCHITECTURE

\*COLORS MAY VARY DUE TO SCREEN AND PRINTER CALIBRATION. REFER TO PAINT CHIPS AND MATERIAL BOARDS FOR ACTUAL COLORS.

COLOR BOARDS - "A" SPANISH

COTTAGE  
SCHEME #4



STUCCO BODY

ROOF

FASCIA / TRIM

LAP SIDING /  
GARAGE DOOR

FRONT DOOR /  
SHUTTERS


BRICK

TTLCC

TEXAS STREET 35  
REDLANDS, CA

Kevin L. Crook  
**Architect**  
Inc  
#21111  
DEC. 21, 2021  
PLANNING + ARCHITECTURE

COTTAGE  
SCHEME #5



STUCCO BODY

ROOF

FASCIA / TRIM

LAP SIDING /  
GARAGE DOOR

FRONT DOOR /  
SHUTTERS


BRICK

TTLCC

TEXAS STREET 35  
REDLANDS, CA

Kevin L. Crook  
**Architect**  
Inc  
#21111  
DEC. 21, 2021  
PLANNING + ARCHITECTURE

COTTAGE  
SCHEME #6



STUCCO BODY

ROOF

FASCIA / TRIM

LAP SIDING /  
GARAGE DOOR

FRONT DOOR /  
SHUTTERS

BRICK

TTLCC

TEXAS STREET 35  
REDLANDS, CA

Kevin L. Crook  
**Architect**  
Inc  
#21111  
DEC. 21, 2021  
PLANNING + ARCHITECTURE

COLOR BOARDS - "B" COTTAGE

MODERN SEASIDE  
SCHEME #7



STUCCO BODY

ROOF

FASCIA / TRIM  
GARAGE DOOR  
FRONT DOOR /  
SHUTTERS/  
AWNINGS  
WROUGHT IRON

TTLC MANAGEMENT INC.

TEXAS STREET 35  
REDLANDS, CA

#21111  
DEC. 21, 2021  
Kevin L. Crook  
Architect  
Inc  
PLANNING + ARCHITECTURE

MODERN SEASIDE  
SCHEME #8



STUCCO BODY

ROOF


FASCIA / TRIM  
GARAGE DOOR  
FRONT DOOR /  
SHUTTERS/  
AWNINGS  
WROUGHT IRON

TTLC MANAGEMENT INC.

TEXAS STREET 35  
REDLANDS, CA

#21111  
DEC. 21, 2021  
Kevin L. Crook  
Architect  
Inc  
PLANNING + ARCHITECTURE

MODERN SEASIDE  
SCHEME #9



STUCCO BODY

ROOF

FASCIA / TRIM  
GARAGE DOOR  
FRONT DOOR /  
SHUTTERS/  
AWNINGS  
WROUGHT IRON

TTLC MANAGEMENT INC.

TEXAS STREET 35  
REDLANDS, CA

#21111  
DEC. 21, 2021  
Kevin L. Crook  
Architect  
Inc  
PLANNING + ARCHITECTURE

COLOR BOARDS - "C" MODERN SEASIDE